

Marlborough UK Multi-Cap Growth (Class P Inc [GBP])

July 2019

Benchmark

Benchmark	Mstar (IA) UK All Companies
IA sector	UK All Companies

Identification Codes

Sedol code	B8CQP95
Mex code	FMOSDG
ISIN code	GB00B8CQP956

Fund Overview

Price	Bid 341.90p
	Offer 341.90p (01/07/2019)
Historic yield	0.75%
Fund size	£276.4m
Number of holdings	37
Portfolio turnover rate	61.98%

Charges

Initial charge	0.00%
Exit charge	None
Performance fees	No
Ongoing Charges	0.80%

Fund Background

Valuation point	Daily 12:00
Fund type	Unit Trust
Launch date	31/12/2012
Launch price	£0.50
Fund currency	Pound Sterling
Fund domicile	United Kingdom
NISA allowable?	Yes
SIPP allowable?	Yes

Dealing

Settlement period: buy	4 days
Settlement period: sell	4 days
Pricing basis	Forward

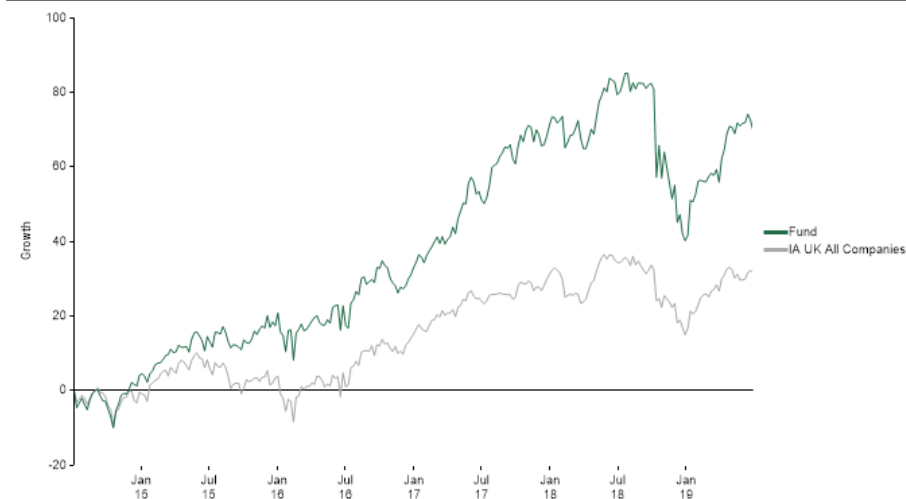
Distribution Dates

Ex dividend date(s)	Income payment date (s)
20th September	20th November
20th March	20th May

Aims

The Marlborough UK Multi-Cap Growth Fund aims to provide medium to long term capital growth. The Manager intends to invest in an actively managed portfolio of small, medium and large cap UK equities, principally in companies which are amongst the leading companies in their business sector.

Performance



Cumulative Performance (%)

	1 year	3 years	5 years	10 years
Fund	-6.62%	43.51%	71.96%	293.31%
Sector	-2.18%	30.82%	34.39%	167.17%
Rank	210/257	31/243	11/228	12/190
Quartile	4	1	1	1

Discrete Performance (%) - to last month end

	06/18 to 06/19	06/17 to 06/18	06/16 to 06/17	06/15 to 06/16	06/14 to 06/15
Fund	-6.62%	19.27%	28.85%	5.26%	13.84%

Fund Managers



Name: Richard Hallett
Manager for: 13 yrs, 11 mths

Ratings

Morningstar Rating



ELITE PROVIDER
rated for equities by FundCalibre.com
2019



Group Details

Group address	Marlborough House, 59 Chorley New Road, Bolton, BL1 4QP
Group telephone	0808 145 2500
Dealing telephone	0808 145 2501
Email	enquiries@marlboroughfunds.com
Homepage	www.marlboroughfunds.com
Fax number	01204 533045

The past is not necessarily a guide to future performance. Investments and the income derived from them can fall as well as rise and the investor may not get back the amount originally invested. *A measure of portfolio concentration, e.g. where the fund coefficient is 25, this means the portfolio concentration is equivalent to holding 25 equally weighted stocks. Data accurate as of 01/07/2019. Source: Morningstar, bid-bid, net income reinvested. Factsheet produced by FundsLibrary.

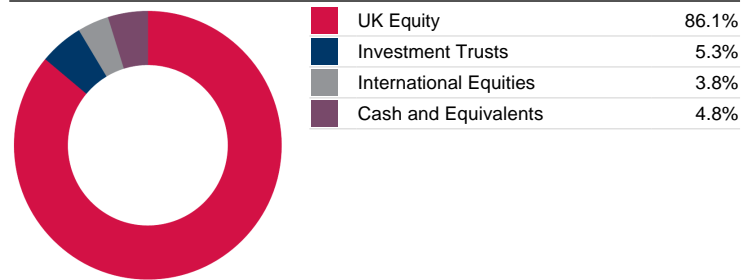
Marlborough UK Multi-Cap Growth (Class P Inc [GBP])

July 2019

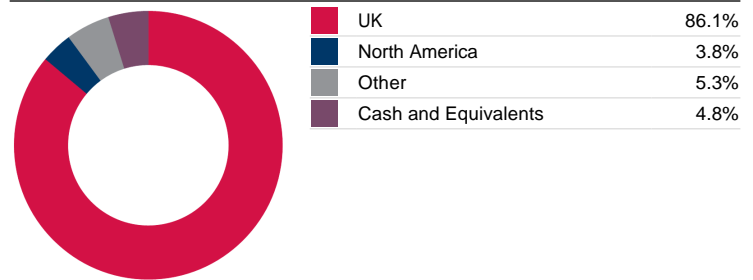
Top 10 Holdings

Name	% Weight	Country	Sector
1 LONDON STOCK EXCHANGE GROUP	4.3	United Kingdom	Financials
2 HOMESERVE	4.1	United Kingdom	Industrials
3 EXPERIAN	3.9	United Kingdom	Industrials
4 AVEVA GROUP	3.9	United Kingdom	Technology
5 WORLDPAY GRP INC CLASS A	3.8	United States	Non-Classified
6 TESCO	3.8	United Kingdom	Consumer Staples
7 PRUDENTIAL	3.6	United Kingdom	Financials
8 JD SPORTS FASHION	3.6	United Kingdom	Consumer Discretionary
9 RENTOKIL INITIAL	3.4	United Kingdom	Industrials
10 GENUS	3.4	United Kingdom	Health Care

Asset Allocation



Regional Allocation



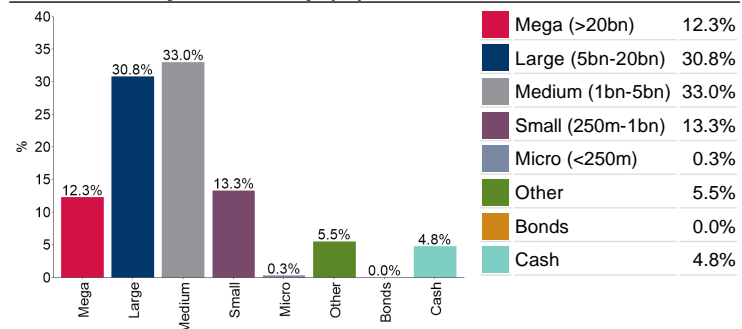
Industry Sector Breakdown

Equities		
Industrials		24.3%
Financials		22.0%
Health Care		13.7%
Technology		11.1%
Consumer Discretionary		8.5%
Basic Materials		4.2%
Telecommunications		1.5%
Utilities		0.3%
Bonds		
Others		
Consumer Staples		5.8%
Non-Classified		3.8%
Cash and Equivalents		4.8%

Top Country Weightings

United Kingdom	86.1%
United States	3.8%
Other	5.3%
Cash	4.8%

Breakdown By Market Cap (%)



The value of investments and the income from them may fall as well as rise and you may not get back the amount you originally invested. The Fund invests mainly in the UK. Therefore it may be more vulnerable to market sentiment in that country. A more detailed description of the risks that apply to this Fund can be found in the prospectus. You are required to read the Key Investor Information Document (KIID) before making an investment. The KIID and prospectus for all funds are available free of charge at www.marlboroughfunds.com or by calling 0808 145 2500. This fact sheet may contain FTSE data. Source: FTSE International Limited ("FTSE") © FTSE 2019. "FTSE®" is a trade mark of the London Stock Exchange Group companies and is used by FTSE International Limited under licence. All rights in the FTSE indices and / or FTSE ratings vest in FTSE and/or its licensors. Neither FTSE nor its licensors accept any liability for any errors or omissions in the FTSE indices and / or FTSE ratings or underlying data. No further distribution of FTSE Data is permitted without FTSE's express written consent. Data accurate as of 01/07/2019. Factsheet produced by FundsLibrary.