

BlackRock Continental European Income Fund Class D

ACCU GBP

JUNE 2019 FACTSHEET

Unless otherwise stated, Performance, Portfolio Breakdowns and Net Asset information as at: 30-Jun-2019. All other data as at 10-Jul-2019.

For Investors in the UK. Investors should read the Key Investor Information Document and Prospectus prior to investing.

FUND OVERVIEW

The aim of the BlackRock Continental European Income Fund (the "Fund") is to achieve an above average income from its equity investments, compared to the income yield of European equity markets (excluding the UK), without sacrificing long-term capital growth. The Fund will invest primarily in the equity securities of companies domiciled in, or exercising the predominant part of their economic activity in Europe excluding the UK. The Fund may also invest in other transferable securities, permitted money-market instruments, permitted deposits, cash and near cash and units in collective investment schemes. Derivatives may be used for the purposes of efficient portfolio management.

GROWTH OF HYPOTHETICAL 10,000 GBP



Unit Class performance displayed in British Pound. Source: BlackRock. Performance is shown on a bid to bid price basis, with net income reinvested, net of fees. **Past performance is not a reliable indicator of current or future performance.**

12 MONTH PERFORMANCE PERIODS - TO LAST QUARTER END

	30/6/2014- 30/6/2015	30/6/2015- 30/6/2016	30/6/2016- 30/6/2017	30/6/2017- 30/6/2018	30/6/2018- 30/6/2019	2018 Calendar Year
Share Class	3.35%	13.25%	22.15%	0.34%	7.55%	-9.77%
Benchmark	1.04%	5.72%	28.40%	2.44%	7.46%	-9.62%

Share Class performance is calculated on a Net Asset Value (NAV) basis, with income reinvested, in British Pound, net of fees. Benchmark performance displayed in GBP.

CUMULATIVE & ANNUALISED PERFORMANCE

	Cumulative (%)				Annualised (% p.a.)			
	1m	3m	6m	YTD	1 Year	3 Years	5 Years	Since Inception
Share Class	5.49%	8.61%	15.54%	15.54%	7.55%	9.65%	9.06%	10.24%
Benchmark	6.39%	8.49%	17.23%	17.23%	7.46%	12.23%	8.59%	7.36%

The figures shown relate to past performance. Past performance is not a reliable indicator of current or future performance and should not be the sole factor of consideration when selecting a product or strategy. Share Class and Benchmark performance displayed in GBP, hedged fund benchmark performance is displayed in GBP. Performance is shown on a Net Asset Value (NAV) basis, with gross income reinvested where applicable. The return of your investment may increase or decrease as a result of currency fluctuations if your investment is made in a currency other than that used in the past performance calculation. **Source:** BlackRock

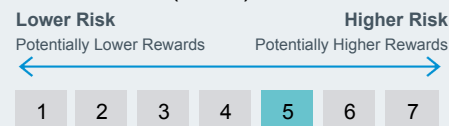
Key Risks: The value of your investment and the income from it will vary and your initial investment amount is not guaranteed. Investors should understand that capital growth is not a priority for the Fund and that income levels will vary and are not guaranteed. Some or all of the Manager's annual charge for the Fund is taken from capital rather than from income.

(Continued on page 2)

BLACKROCK®

Capital at risk. All financial investments involve an element of risk. Therefore, the value of your investment and the income from it will vary and your initial investment amount cannot be guaranteed.

SYNTHETIC RISK & REWARD INDICATOR (SRRI)



KEY FACTS

Asset Class	Equity
I/A Sector	Europe Excluding UK
Morningstar Category	Europe ex-UK Large-Cap Equity
Fund Launch Date	06-May-2011
Unit Class Launch Date	06-May-2011
Fund Base Currency	GBP
Share Class Currency	GBP
Total Fund Size (M)	1,702.02 GBP
Benchmark	FTSE All World Developed Europe Ex UK TR Index - in GBP
Domicile	United Kingdom
Fund Type	UCITS
ISIN	GB00B3S9LG25
Bloomberg Ticker	BLKCEDA
Distribution Type	None
Minimum Initial Investment	100,000 GBP

PORTFOLIO MANAGER(S)

Andreas Zoellinger

TOP HOLDINGS (%)

SCOR SE	4.29
ALLIANZ SE	4.24
SAMPO OYJ	4.17
ZURICH INSURANCE GROUP AG	4.06
SANOFI SA	3.99
ENGIE SA	3.82
LEG IMMOBILIEN AG	3.71
VINCI SA	3.54
BOUYGUES SA	3.51
DEUTSCHE BOERSE AG	3.19
Total of Portfolio	38.52

Holdings subject to change

RATINGS



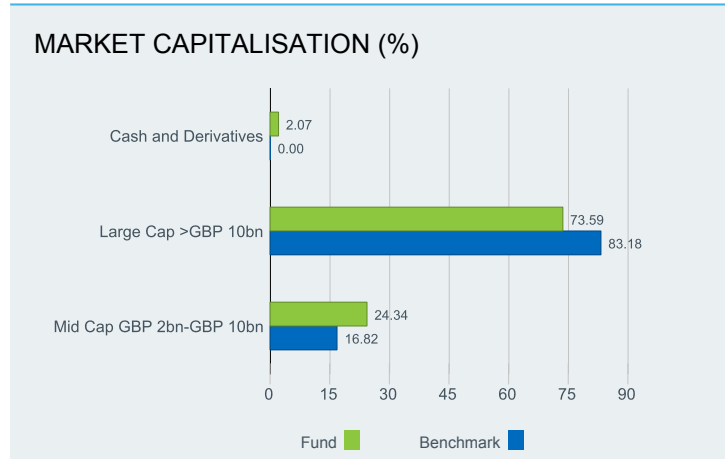
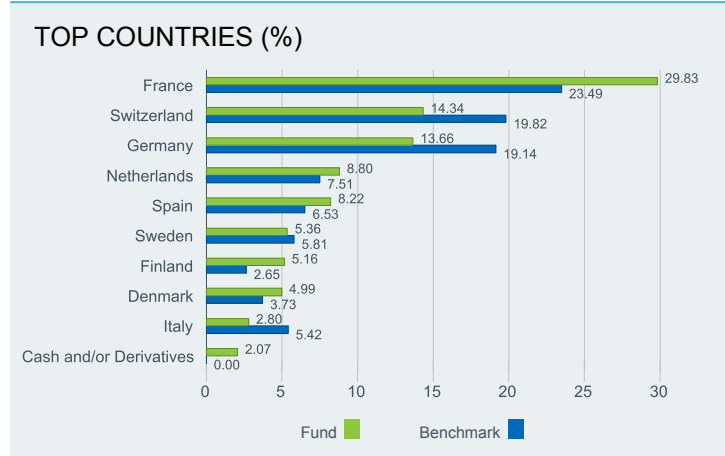
Key Risks Continued: This increases the income, but reduces the potential for capital growth. Overseas investments will be affected by movements in currency exchange rates. Depending on the exchange rates, this may have a positive or negative impact on the performance of the Fund. The hedging strategy employed will not completely eliminate the exposure of the Fund to movements between the Base Currency and these other currencies. This increases the income, but reduces the potential for capital growth. Overseas investments will be affected by movements in currency exchange rates. The Fund will attempt to reduce (or 'hedge') the risk of currency movements between the Base Currency and the currency in which some or all of the underlying investments are transacted. Depending on the exchange rates, this may have a positive or negative impact on the performance of the Fund. The hedging strategy employed will not completely eliminate the exposure of the Fund to movements between the Base Currency and these other currencies.

SECTOR BREAKDOWN (%)			
	Fund	Benchmark	Active
Financials	34.70	19.64	15.06
Industrials	20.12	16.00	4.12
Health Care	12.60	15.23	-2.63
Consumer Goods	8.98	20.36	-11.38
Utilities	8.23	4.63	3.60
Telecommunications	4.77	3.23	1.53
Consumer Services	3.23	4.24	-1.01
Basic Materials	2.18	5.27	-3.09
Cash and/or Derivatives	2.07	0.00	2.07
Technology	1.60	6.56	-4.96
Oil & Gas	1.52	4.83	-3.30

Negative weightings may result from specific circumstances (including timing differences between trade and settlement dates of securities purchased by the funds) and/or the use of certain financial instruments, including derivatives, which may be used to gain or reduce market exposure and/or risk management. Allocations are subject to change.

FEES AND CHARGES	
Max Initial Charge	0.00%
Exit Fee	0.00%
Ongoing Charge	0.93%
Performance Fee	0.00%

DEALING INFORMATION	
Settlement	Trade Date + 3 days
Dealing Frequency	Daily, forward pricing basis



GLOSSARY

Ongoing Charge: is a figure representing all annual charges and other payments taken from the fund.

Quartile Rank: categorises a fund into four equal bands based on their performance over a specified period within the relevant Morningstar's sector. The top or first quartile contains the top 25% of funds, through to the bottom or 4th quartile which contains the bottom 25% of funds.

SRRI: is a value based on the volatility of the fund, which gives an indication of the overall risk and reward profile of the Fund.

Performance Fee: is charged on any returns that, subject to a High Water Mark, the Fund achieves above it's performance fee benchmark. Please refer to the Prospectus for further information.

0800 44 55 22 enquiry@ukclientservices.blackrock. blackrock.co.uk

IMPORTANT INFORMATION:

BlackRock have not considered the suitability of this investment against your individual needs and risk tolerance. To ensure you understand whether our product is suitable, please read the Key Investor Information Document. Any decision to invest must be based solely on the information contained in the Company's Prospectus, Key Investor Information Document and the latest half-yearly report and unaudited accounts and/or annual report and audited accounts. Investors should read the fund specific risks in the Key Investor Information Document and the Company's Prospectus. We strongly recommend you seek independent professional advice prior to investing. If, after reading this factsheet, you have any questions or would like any additional information please contact your financial adviser or speak to our Investor Services Team on 0800 445522. Issued by BlackRock Investment Management (UK) Limited (authorised and regulated by the Financial Conduct Authority). Registered office: 12 Throgmorton Avenue, London, EC2N 2DL. Registered in England No. 2020394. Tel: 020 7743 3000. For your protection, telephone calls are usually recorded. BlackRock is a trading name of BlackRock Investment Management (UK) Limited. © 2018 BlackRock, Inc. All Rights reserved. BLACKROCK, BLACKROCK SOLUTIONS, iSHARES, SO WHAT DO I DO WITH MY MONEY, INVESTING FOR A NEW WORLD, and BUILT FOR THESE TIMES are registered and unregistered trademarks of BlackRock, Inc. or its subsidiaries in the United States and elsewhere. All other trademarks are those of their respective owners.