

Marlborough Multi-Cap Growth (Class P Inc [GBP])

February 2021

Benchmark

Benchmark	Mstar (IA) UK All Companies
IA sector	UK All Companies

Identification Codes

Sedol code	B8CQP95
Mex code	FMOSDG
ISIN code	GB00B8CQP956

Fund Overview

Price	Bid 396.02p
	Offer 396.02p (01/02/2021)
Historic yield	0.25%
Fund size	£277.9m
Number of holdings	49
Portfolio turnover rate	106.43%

Charges

Initial charge	0.00%
Exit charge	None
Performance fees	No
Ongoing Charges	0.81%

Fund Background

Valuation point	Daily 12:00
Fund type	Unit Trust
Launch date	31/12/2012
Launch price	£0.50
Fund currency	Pound Sterling
Fund domicile	United Kingdom
NISA allowable?	Yes
SIPP allowable?	Yes

Dealing

Settlement period: buy	4 days
Settlement period: sell	4 days
Pricing basis	Forward

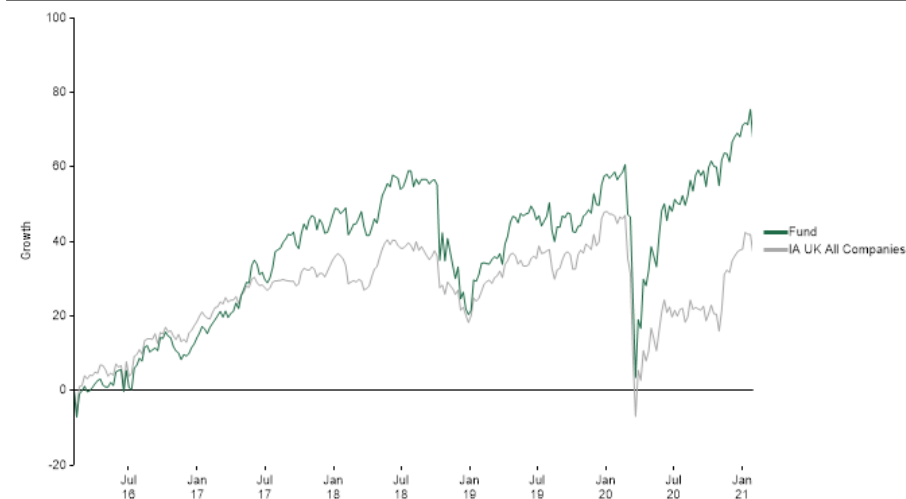
Distribution Dates

Ex dividend date(s)	Income payment date (s)
20th September	20th November
20th March	20th May

Aims

The aim of the Fund is to provide capital growth, that is, to increase the value of your investment, over a period of 5 or more years. The Fund aims to deliver greater returns than the FTSE All-Share Index over any 3 year period, after any charges have been taken out of the Fund. However, there is no certainty this will be achieved.

Performance



Cumulative Performance (%)

	1 year	3 years	5 years	10 years
Fund	8.00%	13.56%	68.39%	180.43%
Sector	-4.76%	1.94%	34.82%	83.58%
Rank	13/238	33/228	15/215	9/182
Quartile	1	1	1	1

Discrete Performance (%) - to last month end

	01/20 to 01/21	01/19 to 01/20	01/18 to 01/19	01/17 to 01/18	01/16 to 01/17
Fund	8.00%	16.58%	-9.81%	28.13%	15.73%

Fund Managers



Name: Richard Hallett
Manager for: 15 yrs, 6 mths

Ratings



Group Details

Group address	Marlborough House, 59 Chorley New Road, Bolton, BL1 4QP
Group telephone	0808 145 2500
Dealing telephone	0808 145 2501
Email	enquiries@marlboroughfunds.com
Homepage	www.marlboroughfunds.com
Fax number	01204 533045

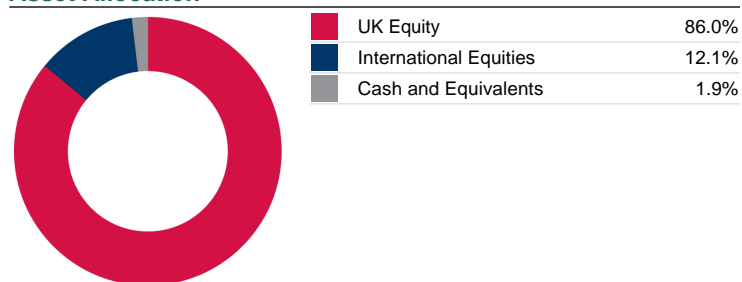
Marlborough Multi-Cap Growth (Class P Inc [GBP])

February 2021

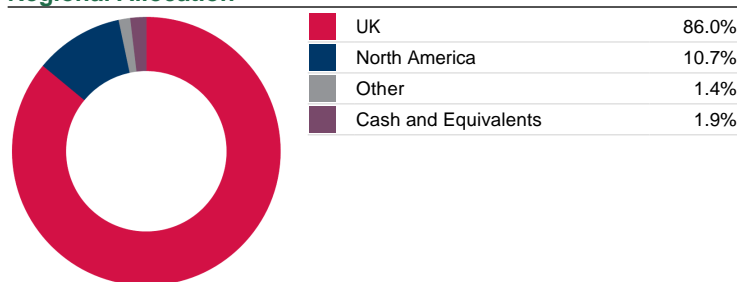
Top 10 Holdings

Name	% Weight	Country	Sector
1 FUTURE	3.7	United Kingdom	Consumer Discretionary
2 DECHRA PHARMACEUTICALS	3.6	United Kingdom	Health Care
3 GENUS	3.4	United Kingdom	Health Care
4 LONDON STOCK EXCHANGE GROUP	3.2	United Kingdom	Financials
5 AVEVA GROUP	3.1	United Kingdom	Technology
6 JET2	3.0	United Kingdom	Consumer Discretionary
7 NETWORK INTL HLDGS	3.0	United Kingdom	Industrials
8 JD SPORTS FASHION	2.9	United Kingdom	Consumer Discretionary
9 MEGGITT	2.9	United Kingdom	Industrials
10 BOOHOO GROUP	2.8	United Kingdom	Consumer Discretionary

Asset Allocation



Regional Allocation



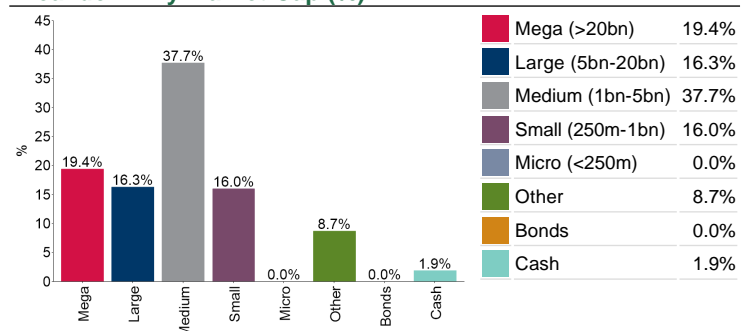
Industry Sector Breakdown

Equities		
Consumer Discretionary		29.3%
Industrials		22.3%
Technology		15.5%
Health Care		11.3%
Financials		10.9%
Basic Materials		2.8%
Telecommunications		2.4%
Energy		0.9%
Bonds		
Others		
Non-Classified		1.4%
Consumer Staples		1.3%
Cash and Equivalents		1.9%

Top Country Weightings

United Kingdom	86.0%
United States	10.7%
Other	1.4%
Cash	1.9%

Breakdown By Market Cap (%)



The value of investments and the income from them may fall as well as rise and you may not get back the amount you originally invested. The Fund invests mainly in the UK. Therefore it may be more vulnerable to market sentiment in that country. A more detailed description of the risks that apply to this Fund can be found in the prospectus. You are required to read the Key Investor Information Document (KIID) before making an investment. The KIID and prospectus for all funds are available free of charge at www.marlboroughfunds.com or by calling 0808 145 2500. This fact sheet may contain FTSE data. Source: FTSE International Limited ("FTSE") © FTSE 2021. "FTSE®" is a trade mark of the London Stock Exchange Group companies and is used by FTSE International Limited under licence. All rights in the FTSE indices and / or FTSE ratings vest in FTSE and/or its licensors. Neither FTSE nor its licensors accept any liability for any errors or omissions in the FTSE indices and / or FTSE ratings or underlying data. No further distribution of FTSE Data is permitted without FTSE's express written consent. Data accurate as of 01/02/2021. Factsheet produced by FundsLibrary.