

Marlborough European Multi-Cap (Class P Inc [GBP])

May 2019

Benchmark

Benchmark	Mstar (IA) Europe Excluding UK
IA sector	Europe Excluding UK

Identification Codes

Sedol code	B90VHJ3
Mex code	FMANPR
ISIN code	GB00B90VHJ34

Fund Overview

Price	Bid 456.77p
	Offer 456.77p (01/05/2019)
Historic yield	1.54%
Fund size	£339.6m
Number of holdings	114
Portfolio turnover rate	0.55%

Charges

Initial charge	0.00%
Exit charge	None
Performance fees	No
Ongoing Charges	0.82%

Fund Background

Valuation point	Daily 12:00
Fund type	Unit Trust
Launch date	31/12/2012
Launch price	£0.50
Fund currency	Pound Sterling
Fund domicile	United Kingdom
NISA allowable?	Yes
SIPP allowable?	Yes

Dealing

Settlement period: buy	4 days
Settlement period: sell	4 days
Pricing basis	Forward

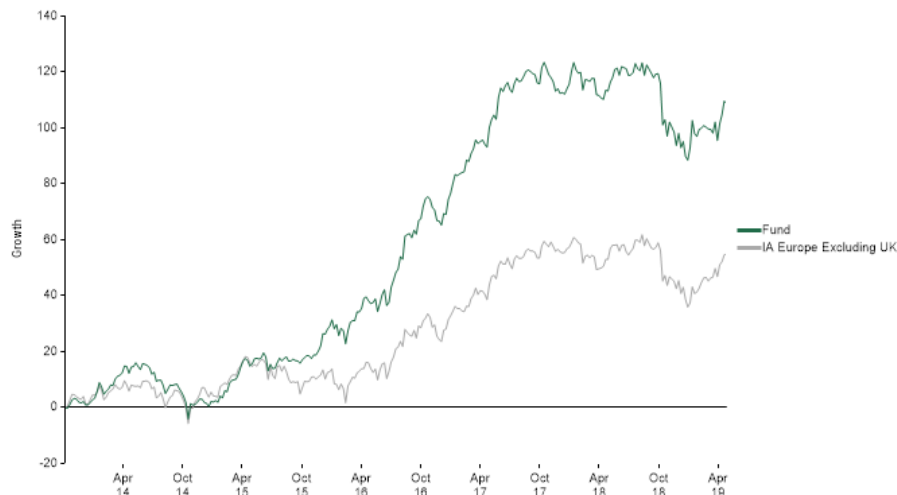
Distribution Dates

Ex dividend date(s)	Income payment date (s)
10th September	10th November

Aims

The objective of the Scheme is to obtain capital growth. In pursuing its objective, the Scheme will invest predominantly in transferable securities of European listed and/or European domiciled companies. European countries will typically be those in the EEA excluding the UK. The Scheme may at the Manager's discretion employ derivatives and forward transactions for efficient portfolio management purposes, including hedging. The Scheme may also invest in other transferable securities, collective investment schemes, money market instruments, deposits, cash and near cash.

Performance



Cumulative Performance (%)

	1 year	3 years	5 years	10 years
Fund	-3.20%	51.90%	81.88%	203.04%
Sector	-0.35%	35.94%	43.78%	156.93%
Rank	93/118	6/108	3/94	11/74
Quartile	4	1	1	1

Discrete Performance (%) - to last month end

	04/18 to 04/19	04/17 to 04/18	04/16 to 04/17	04/15 to 04/16	04/14 to 04/15
Fund	-3.20%	7.05%	46.60%	18.69%	0.88%

Fund Manager

Deputy Manager



Name:	David Walton	Will Searle
Manager for:	5 yrs, 7 mths	2 yrs, 3 mths

Ratings

Morningstar Rating



ELITE RATED
by FundCalibre.com



Group Details

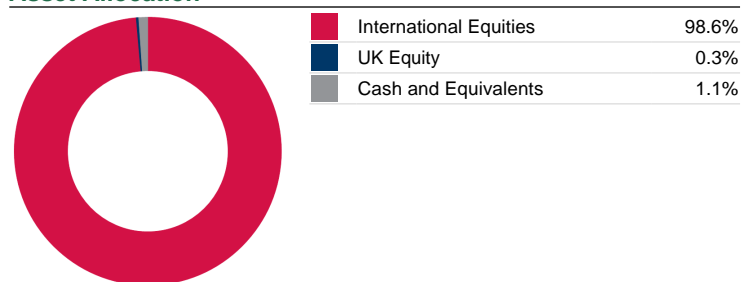
Group address	Marlborough House, 59 Chorley New Road, Bolton, BL1 4QP
Group telephone	0808 145 2500
Dealing telephone	0808 145 2501
Email	enquiries@marlboroughfunds.com
Homepage	www.marlboroughfunds.com
Fax number	01204 533045

The past is not necessarily a guide to future performance. Investments and the income derived from them can fall as well as rise and the investor may not get back the amount originally invested. *A measure of portfolio concentration, e.g. where the fund coefficient is 25, this means the portfolio concentration is equivalent to holding 25 equally weighted stocks. Data accurate as of 01/05/2019. Source: Morningstar, bid-bid, net income reinvested. Factsheet produced by FundsLibrary.

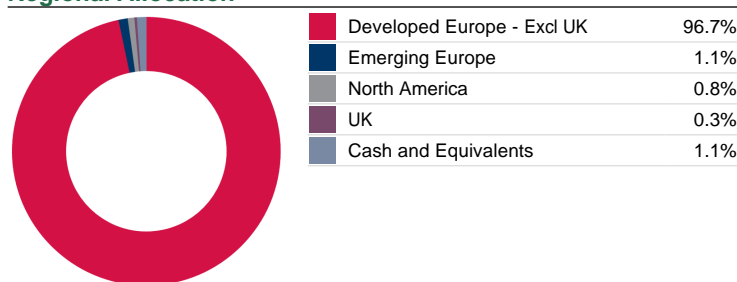
Top 10 Holdings

Name	% Weight	Country	Sector
1 Sbanken	2.1	Norway	Financials
2 Enea AB	1.9	Sweden	Technology
3 Swedol AB	1.9	Sweden	Consumer Services
4 Loomis AB (Series B)	1.7	Sweden	Industrials
5 Ebro Foods SA	1.7	Spain	Consumer Goods
6 H&H International	1.7	Denmark	Industrials
7 Telepizza	1.6	Spain	Consumer Services
8 ProAct IT Group AB	1.6	Sweden	Technology
9 NN Group	1.6	Netherlands	Financials
10 Sesa	1.5	Italy	Technology

Asset Allocation



Regional Allocation



Top Country Weightings

Sweden	18.8%
France	16.1%
Italy	12.7%
Norway	10.4%
Spain	9.0%
Denmark	7.0%
Ireland	6.3%
Finland	4.9%
Germany	4.7%
Netherlands	3.3%
Other	5.7%
Cash	1.1%

Breakdown By Market Cap (%)

