



Hermes Asia Ex Japan Equity Fund

Factsheet 31 July 2017

Objective: The investment objective of the Fund is to achieve long-term capital appreciation by investing primarily in a portfolio of equity securities and equity related securities (such as global depository receipts and American depository receipts) issued by companies in or deriving substantial revenues from emerging countries within the Asia ex-Japan region.

Fund information

Fund type	UCITS
Inception date	01 November 2012
Fund size (m)	£2,756.6 / €3,083.5 A\$4,538.3 / US\$3,617.7
Portfolio Manager	Jonathan Pines
Benchmark	MSCI AC Asia ex Japan IMI Net
IA sector	Asia Pacific excluding Japan
No. of holdings	55
Concentration of top 10 holdings (%)	39.83
Base currency	US Dollar
Pricing	Daily
Valuation point	Midday
Ongoing Charge (%)	0.84
Share class	F Sterling Accm
Min. investment	£100,000 or currency equivalent
ISIN (Accm)	IE00B8449Z10
Valoren	19953175
WKN	A1J7R5
Bloomberg ticker	HEAFSBA
Morningstar Rating	★★★★★
Citywire Rating	
FundCalibre Rating	
FE Crown Fund Rating	

Share classes - whether Accm or Dist, hedged or unhedged - are available in other currencies

Ongoing Charge as at 30 June 2017 (estimated number)

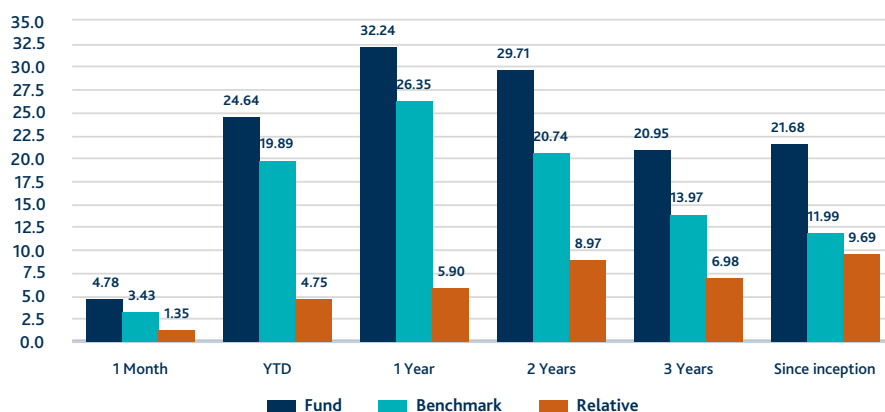
Morningstar as at 30 June 2017

Citywire UK as at 30 June 2017, ratings have been awarded to the Portfolio Managers based on their risk-adjusted performance track record

FE Crown Fund Rating as at 01 July 2017

FundCalibre Rating as at 31 July 2017

Fund performance as at 31 July 2017



Performance over one year is annualised with relative data calculated arithmetically

Monthly performance (%)

		Jan	Feb	Mar	Apr	May	Jun	Jul	Aug	Sep	Oct	Nov	Dec	YTD
2015	Fund	7.04	-1.25	6.68	4.50	-1.06	-6.43	-7.52	-5.81	-0.33	9.02	1.32	-0.36	4.24
	Benchmark	6.38	-0.99	4.69	3.96	-1.33	-6.80	-5.96	-8.55	0.11	5.62	-0.62	1.80	-3.04
2016	Fund	-2.39	3.66	8.16	-2.65	-2.85	9.30	8.85	1.87	1.54	5.68	-4.38	1.51	30.65
	Benchmark	-4.19	0.83	7.47	-2.52	-0.85	11.57	5.35	4.62	2.41	4.62	-5.16	-0.87	24.30
2017	Fund	4.21	5.88	3.05	-2.06	6.21	0.58	4.78	-	-	-	-	-	24.64
	Benchmark	4.02	4.79	2.71	-1.39	4.13	0.84	3.43	-	-	-	-	-	19.89

Rolling year performance (%)

	31/07/16 to 31/07/17	31/07/15 to 31/07/16	31/07/14 to 31/07/15	31/07/13 to 31/07/14	31/07/12 to 31/07/13
Fund	32.24	27.23	5.16	20.30	-

Performance not available for all of the above period. Fund performance shown is valued at midday, the benchmark is valued at close of business. Performance shown is the F share class Sterling Accumulating net of all costs and management fees since seeding on 05 December 2012, prior track record is the Z share class Sterling Accumulating, fee adjusted since inception net of all costs. Subscription and redemption fees are not included in the performance figures. Funds with a mid-month inception date show part period performance for that month.

Risk profile

- Past performance is not a reliable guide to future performance.
- The value of your investment is not guaranteed and may go up or down.
- Emerging Markets Risk: The performance of the Fund will have significant dependence on the economic environment of emerging markets. Because of this (i) the Fund's investments may be difficult to buy and sell, (ii) the price of the Fund's investments are likely to go up and down more than shares of companies in developed markets, (iii) the exchange rate of foreign Currencies in emerging markets are subject to greater fluctuations, (iv) there may be restrictions on removing the funds or other assets from the jurisdiction, (v) there is less publicly available information about the companies, (vi) there may be higher costs, (vii) the markets may not be as well regulated, (viii) there may be governmental interference, (ix) there may be higher inflation and more social, economic and political uncertainties than in developed markets.
- Currency Risk: Currency fluctuations between the share class currency and the base currency of the Fund may adversely affect the value of an investment in the Fund.
- For more information on risks please refer to the Key Investor Information Document and Prospectus.

Hermes Asia Ex Japan Equity Fund

Factsheet 31 July 2017

Absolute portfolio exposures

Top 10 holdings (%)

	Fund	Benchmark
Alibaba (ADR)	6.75	3.54
Baidu (ADR)	6.39	1.25
Wuliangye Yibin-A (p-notes)	4.81	-
Samsung Electronics	3.78	4.27
Cosco Shipping Ports	3.60	0.04
LG Chemical	3.35	0.27
JD.com (ADR)	3.23	0.60
Hyundai Steel	2.83	0.09
Powertech Technology	2.60	0.05
Samsung SDI	2.50	0.17

Top 10 country allocation (%)

	Fund	Benchmark
China	44.75	31.53
Korea	30.66	17.59
Taiwan	13.80	14.60
India	3.54	11.03
Hong Kong	1.71	11.09
Thailand	1.48	2.63
Malaysia	0.17	2.75
Singapore	-	4.55
Philippines	-	1.29
Pakistan	-	0.26

Sector allocation (%)

	Fund	Benchmark
Information Technology	35.99	29.28
Consumer Discretionary	15.23	10.41
Industrials	12.05	8.30
Materials	10.92	5.25
Financials	7.92	21.58
Consumer Staples	7.51	4.43
Utilities	2.56	3.07
Energy	2.47	3.83
Real Estate	1.48	6.74
Telecommunication Services	-	4.19
Health Care	-	2.93

Cash has been omitted from the sector allocation

Hermes Investment Managers

Hermes Investment Management is focused on delivering superior, sustainable, risk-adjusted returns responsibly.

Hermes aims to deliver long-term outperformance through active management. Our investment professionals manage equity, fixed income, real estate and alternative portfolios on behalf of a global clientele of institutions and wholesale investors. We are also one of the market leaders in responsible investment advisory services.

Hermes investment solutions include:

Alternatives, Equities, Fixed Income, Multi Asset, Real Estate and Responsible Investment Advisory Services

Before making any investment (new or continuous) please consult a financial advisor as to its suitability.

Contact us:

If you have any questions, please let us know using the contact details below:

United Kingdom: +44 (0)20 7702 0888
Europe: +44 (0)20 7702 0888
Australia: +44 (0)20 7702 0888
Asia: +65 6850 0670

Enquiries:
marketing@hermes-investment.com



Hermes Asia Ex Japan Equity Fund

Factsheet 31 July 2017

Glossary of terms

Accm or Accumulating	Instead of income derived from the fund's shares being paid to investors as dividends, this income is re-invested within the fund to buy further shares.
Benchmark	A standard against which the performance of a fund can be measured. Generally, broad market stock and bond indexes are used for this purpose.
Bloomberg Ticker	A string of characters or numbers to identify a listed company or entity on financial services news services.
Citywire Rating	Provides a rating of individual fund manager performance, rather than rating funds. Fewer than 25% of managers tracked qualify for a Citywire Fund Manager Rating. The ratings range downwards from AAA to AA, A and +.
COB	Close of business.
Dist or Distributing	Income derived from the fund's shares being paid to investors as dividends.
FE Crown Fund Rating	Ratings are compiled using three key measurements of a fund's performance. A five FE Crown Fund Rating reflects the highest tier.
Future	A financial contract obligating the buyer to purchase an asset (or the seller to sell an asset) at a pre-determined future date & price.
IA Sector	The IA sectors divide funds available in the UK, including some offshore (EU) funds, into smaller groups, to allow you to make like-for-like comparisons between funds in a sector.
ISIN	International Securities Identification Numbers (ISIN) uniquely identify a financial security for trading and settlement purposes.
Morningstar Rating	A ranking ranging from one to five stars, with five being the best, given to publicly traded funds by the investment research firm Morningstar.
Ongoing Charge	Estimated charges taken from the Fund over one year.
Overweight / Underweight	A situation where a portfolio holds an excess or lesser amount of a particular security when compared to the security's weight in the underlying benchmark portfolio.
Portfolio Exposures	A measurement of how much a fund is invested in a particular financial security and/or market sector and/or industry. The measurement is usually represented as a percentage of the overall fund or a percentage relative to its benchmark.
Valuation Point	The time at which the assets of a fund are priced.

Hermes Asia Ex Japan Equity Fund

Factsheet 31 July 2017

Disclaimer

In Australia this document is directed at 'Wholesale Clients' only. Any investment products referred to in this document are only available to such clients. Investing with Hermes may be restricted in other countries and as such, any person who receives this document is required to make themselves aware of their respective jurisdictions and observe any restrictions.

This document does not constitute a solicitation or offer to any person to buy or sell any related securities or financial instruments. It pays no regard to the investment objectives or financial needs of any recipient. No action should be taken or omitted to be taken based on this document. Tax treatment depends on personal circumstances and may change. This document is not advice on legal, taxation or investment matters so investors must rely on their own examination of such matters or seek advice. Before making any investment (new or continuous), please consult a professional and/or investment adviser as to its suitability.

Any opinions expressed may change. The value of investments and income from them may go down as well as up, and you may not get back the original amount invested. Any investments overseas may be affected by currency exchange rates. Past performance is not a reliable indicator of future results and targets are not guaranteed. Subscription and redemption fees are not included in the performance figures. All figures, unless otherwise indicated, are sourced from Hermes. Further information on investment products and any associated risks can be found in the Fund's Key Investor Information Document (KIID), the Prospectus, the articles of association and the annual and semi-annual reports. These documents are available free of charge at Hermes Investment Funds plc, Georges Court, 54-62 Townsend Street, Dublin 2, Ireland, www.hermes-investment.com; and at its representative in Switzerland (ACOLIN Fund Services AG, Affolternstrasse 56, CH-8050 Zurich, www.acolin.ch). The Paying agent in Switzerland is NPB Neue Privat Bank AG, Limmatquai 1, CH-8022 Zürich. Issued and approved by Hermes Investment Management Limited (HIML) which is authorised and regulated by the Financial Conduct Authority. Registered address: Lloyds Chambers, 1 Portsoken Street, London E1 8HZ. HIML is a registered investment adviser with the United States Securities and Exchange Commission (SEC). HIML is the investment manager and promoter of Hermes Investment Funds plc (HIF) - an open-ended investment company with variable capital and with segregated liability between its sub-funds - incorporated in Ireland. Authorised by the Central Bank of Ireland and recognised by the Financial Conduct Authority. Telephone calls may be recorded for training and monitoring purposes. Potential investors in the United Kingdom are advised that compensation will not be available under the United Kingdom Financial Services Compensation Scheme.

In Singapore this document and the information contained herein shall not constitute an offer to sell or the solicitation of any offer to buy which may only be made at the time a qualified offeree received a Hermes Investment Funds plc prospectus, as supplemented with the global supplement, the relevant Fund supplement, and the relevant Singapore supplement (the Prospectus) describing the offering and the related subscription agreement. In the case of any inconsistency between the descriptions or terms in this document and the prospectus, the prospectus shall control.

Securities shall not be offered or sold in any jurisdiction in which such offer solicitation or sale would be unlawful until the requirements of the laws of such jurisdiction have been satisfied.

For the avoidance of doubt, this document has not been prepared for delivery to and review by persons to whom offer any units in a scheme is to be made so as to assist them in making an investment decision. The document & the information contained herein shall not constitute part of any information memorandum. Without prejudice to anything contained herein, neither this document or any copy of it may be taken or transmitted into any country where the distribution or dissemination is prohibited. This document is being furnished on a confidential basis and solely for information and may not be reproduced, disclosed or distributed to any other person.

In Spain the information hereby contained referred to a sub-fund (the Sub-fund) of Hermes Investment Funds plc (the Company), a collective investment scheme duly registered with the Spanish Securities Market Commission (CNMV) under number 1394 (www.cnmv.es), where it may be consulted the updated list of the authorised distributors of the Company in Spain (the Spanish Distributors). This document only contains brief information on the Sub-Fund and does not disclose all of the risks and other significant aspects relevant to a potential investment in the Sub-Fund. Any investment decision must be based solely on the basis of a careful consideration and understanding of all information contained in the latest Company's prospectus, simplified prospectus or key investor information document (KIID), when implemented and the latest half-yearly and audited yearly reports. The Spanish Distributors must provide to each investor, prior to subscribing the shares of the Sub-fund, a copy translated into Spanish of the simplified prospectus or KIID, when implemented, and the latest published economic report prior to subscribing shares. In addition, a copy of the report on the planned types of marketing in Spain must be provided using the form published on the CNMV website. All mandatory official documentation shall be available through the Spanish Distributors, in hard copy or by electronic means, and also available upon request. These documents are also available free of charge at Hermes Investment Funds plc, Georges Court, 54-62 Townsend Street, Dublin 2, Ireland, www.hermes-investment.com. It is advisable to obtain further information and request professional advice before taking an investment decision. Hermes Investment Management Limited is duly passported into Spain to provide investment services in such jurisdiction on a cross-border basis and is registered for such purposes with the Spanish Securities Market Commission – Comisión Nacional del Mercado de Valores (CNMV) under number 3674.