

## Marlborough European Multi-Cap (Class P Inc [GBP])

November 2020

### Benchmark

Benchmark	Mstar (IA) Europe Excluding UK
IA sector	Europe Excluding UK

### Identification Codes

Sedol code	B90VHJ3
Mex code	FMANPR
ISIN code	GB00B90VHJ34

### Fund Overview

Price	Bid 517.96p
	Offer 517.96p (02/11/2020)
Historic yield	0.34%
Fund size	£216.1m
Number of holdings	77
Portfolio turnover rate	-7.34%

### Charges

Initial charge	0.00%
Exit charge	None
Performance fees	No
Ongoing Charges	0.83%

### Fund Background

Valuation point	Daily 12:00
Fund type	Unit Trust
Launch date	31/12/2012
Launch price	£0.50
Fund currency	Pound Sterling
Fund domicile	United Kingdom
NISA allowable?	Yes
SIPP allowable?	Yes

### Dealing

Settlement period: buy	4 days
Settlement period: sell	4 days
Pricing basis	Forward

### Distribution Dates

Ex dividend date(s)	Income payment date (s)
10th September	10th November

### Aims

The aim of the Fund is to provide capital growth, that is, to increase the value of your investment.

### Performance



### Cumulative Performance (%)

	1 year	3 years	5 years	10 years
Fund	13.09%	8.67%	101.24%	168.35%
Sector	-1.95%	-0.99%	40.95%	95.64%
Rank	14/113	26/102	2/94	8/72
Quartile	1	2	1	1

### Discrete Performance (%) - to last month end

	10/19 to 10/20	10/18 to 10/19	10/17 to 10/18	10/16 to 10/17	10/15 to 10/16
Fund	13.09%	3.89%	-7.50%	24.22%	49.07%

### Fund Manager

### Deputy Manager



Name:	David Walton	Will Searle		
Manager for:	7 yrs, 1 mths	3 yrs, 9 mths		

### Ratings

Morningstar  
Rating

★★★★★



**ELITE PROVIDER**  
rated for equities by FundCalibre.com  
2020



### Group Details

Group address	Marlborough House, 59 Chorley New Road, Bolton, BL1 4QP
Group telephone	0808 145 2500
Dealing telephone	0808 145 2501
Email	<a href="mailto:enquiries@marlboroughfunds.com">enquiries@marlboroughfunds.com</a>
Homepage	<a href="http://www.marlboroughfunds.com">www.marlboroughfunds.com</a>
Fax number	01204 533045

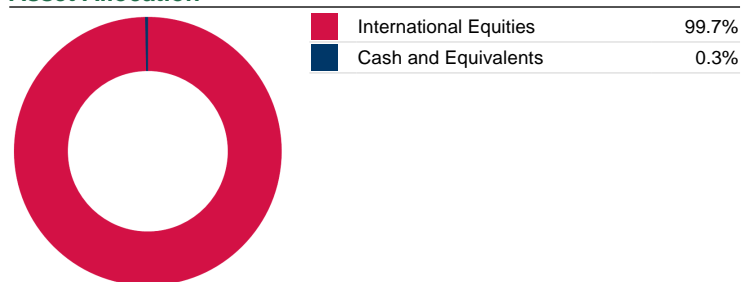
## Marlborough European Multi-Cap (Class P Inc [GBP])

November 2020

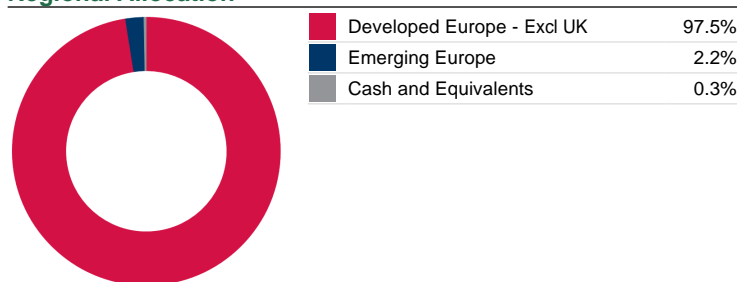
### Top 10 Holdings

Name	% Weight	Country	Sector
1 SESA SPA	6.4	Italy	Technology
2 HARVIA	4.7	Finland	Consumer Discretionary
3 ENEA AB	3.4	Sweden	Technology
4 H & H INTL AS	3.1	Denmark	Industrials
5 MICROWAVE VISION	3.1	France	Technology
6 CPL RESOURCES	2.6	Ireland	Industrials
7 DELTA PLUS GROUP	2.4	France	Consumer Discretionary
8 NORDIC WATERPROOFING HLDG AS	2.3	Denmark	Industrials
9 ESPRINET	2.3	Italy	Technology
10 NN GROUP NV	2.3	Netherlands	Financials

### Asset Allocation



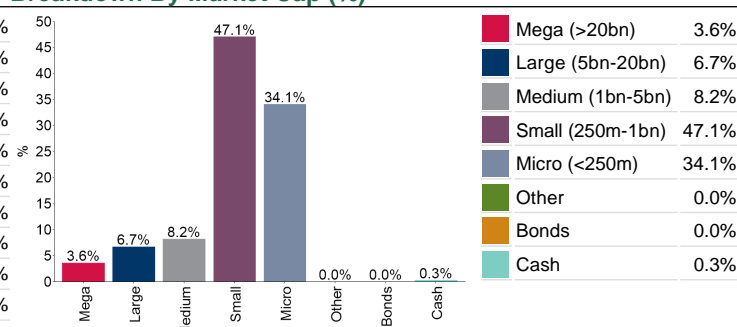
### Regional Allocation



### Top Country Weightings

France	22.5%
Sweden	17.7%
Italy	15.6%
Denmark	10.8%
Finland	8.6%
Norway	7.0%
Ireland	6.0%
Netherlands	2.9%
Greece	2.2%
Switzerland	2.1%
Other	4.3%
Cash	0.3%

### Breakdown By Market Cap (%)



The value of investments and the income from them may fall as well as rise and you may not get back the amount you originally invested. Changes in exchange rates may cause the value of the fund to rise or fall. The Fund may use derivatives to protect the value of the Fund's assets or to reduce the costs of investing, although this may not be achieved. It is not anticipated that the use of derivatives will have any significant effect on the risk profile of the Fund. The Fund invests in smaller companies which carry a higher degree of risk than larger companies. The shares of smaller companies may be less liquid and their performance more volatile over shorter time periods. You are required to read the Key Investor Information Document (KIID) before making an investment. The KIID and prospectus for all funds are available free of charge at [www.marlboroughfunds.com](http://www.marlboroughfunds.com) or by calling 0808 145 2500. Data accurate as of 02/11/2020. Factsheet produced by FundsLibrary.