

Income GBP | Data as at 28.02.2021

Company Investment Objectives and Policy

The Company's principal investment objectives are to provide real growth of income, being growth of income in excess of the rate of inflation, and capital growth as a consequence of the rising income.

The latest Annual Report includes the investment policy which you should read in conjunction with the KIID before investing, these are available on our Schroders website.

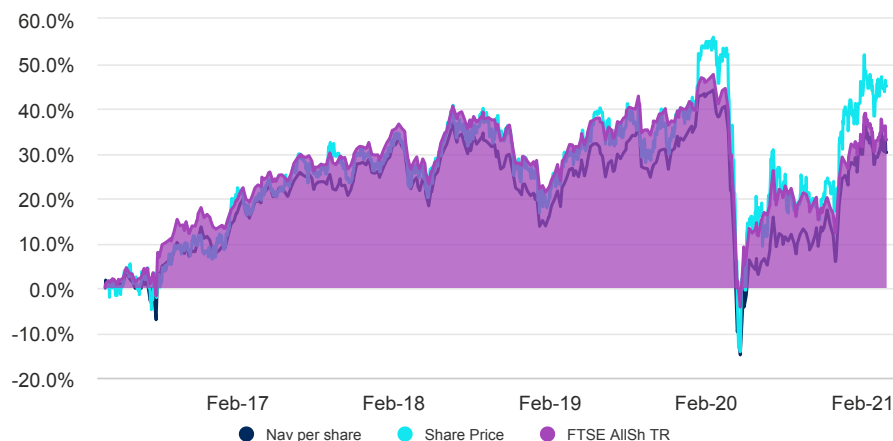
Performance

Performance (%)	YTD	1 month	3 months	6 months
Share Price	1.4	4.9	7.4	19.6
Net Asset Value	0.5	2.3	5.3	16.1
Reference Index	1.2	2.0	5.1	12.0

Performance (%)	1 year	3 years p.a.	5 years p.a.	10 years p.a.
Share Price	11.6	4.4	7.7	8.1
Net Asset Value	5.9	1.6	5.3	7.2
Reference Index	3.5	1.2	5.9	5.5

Performance (%)	Q1/2016 - Q4/2016	Q1/2017 - Q4/2017	Q1/2018 - Q4/2018	Q1/2019 - Q4/2019	Q1/2020 - Q4/2020
Share Price	13.4	10.1	-10.2	28.5	-6.8
Net Asset Value	11.7	12.6	-11.8	23.3	-9.5
Reference Index	16.8	13.1	-9.5	19.2	-9.8

Performance over 5 years



Past Performance is not a guide to future performance and may not be repeated. The value of investments and the income from them may go down as well as up and investors may not get back the amounts originally invested. Exchange rate changes may cause the value of any overseas investments to rise or fall. Source: Morningstar, net income reinvested, net of ongoing charges and portfolio costs and where applicable, performance fees, in GBP. The five year performance chart above reflects ex income performance. We have reflected cum income up to 10 years in the tables above.

Company facts

Fund manager	Sue Noffke
Managed company since	01.07.2011
Alternative investment company	Schroder Investment Management Limited
Domicile	United Kingdom
Company launch date	09.03.1995
Company base currency	GBP
NAV (Million)	GBP 192.87
Number of holdings	40
Reference Index	FTSE AllSh TR
Share Price	GBX 281.00
NAV per Share	GBX 278.16
Premium/Discount to NAV	1.02%
Distribution frequency	Quarterly
Gearing	6.78
Pay Dates	29.01.2021 - GBX 2.50 30.10.2020 - GBX 5.10 31.07.2020 - GBX 2.50 05.05.2020 - GBX 2.50
Ex-Dates	24.12.2020 ; 08.10.2020 ; 09.07.2020 ; 09.04.2020
Dividend Yield (%)	4.5

Fees & expenses


Ongoing charge	0.86%
----------------	-------

Codes

ISIN	GB0007915860
Bloomberg	SCGFF US
SEDOL	0791586
LSE ticker	SCF

Where gearing is shown as negative, this reflects net cash.

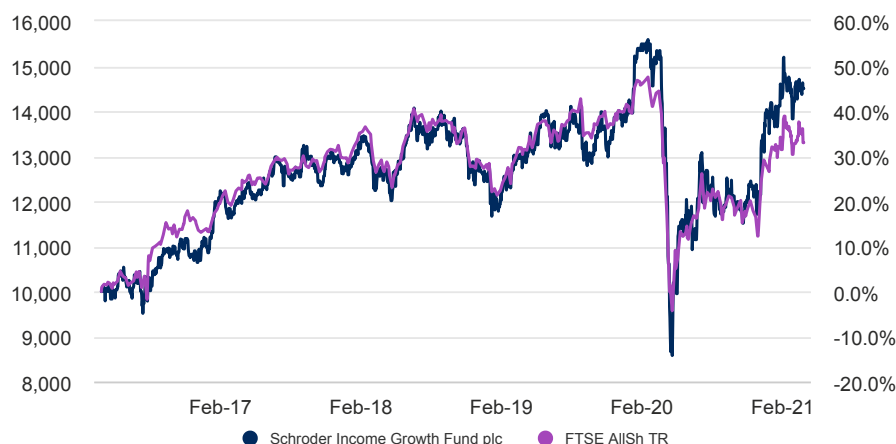
Ratings and accreditation



Please refer to the Important information section for the disclosure. The above are external ratings and the internal ESG accreditation.

Income GBP | Data as at 28.02.2021

5 year return of GBP 10,000



Past Performance is not a guide to future performance and may not be repeated. The value of investments and the income from them may go down as well as up and investors may not get back the amounts originally invested. Exchange rate changes may cause the value of any overseas investments to rise or fall.

The chart is for illustrative purposes only and does not reflect an actual return on any investment.

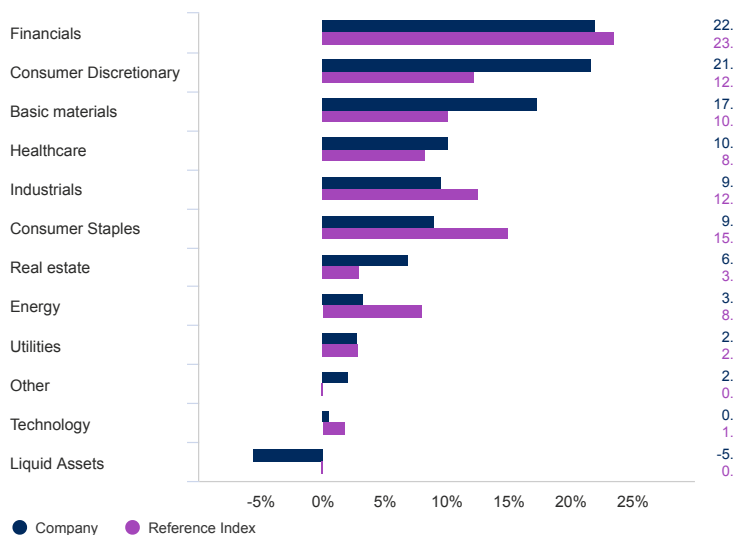
Returns are based on the share price. Share price performance figures are calculated on a mid-market basis in GBP with income reinvested on the ex-dividend date.

Risk considerations

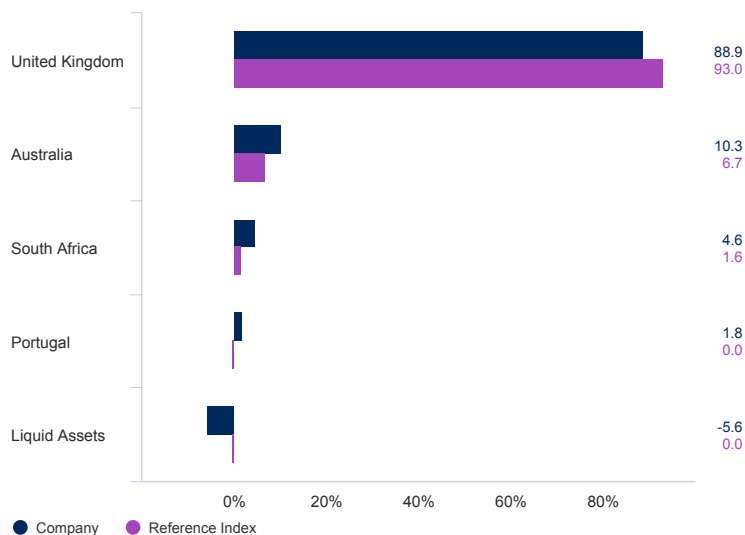
Capital risk / Distribution policy: As the fund intends to pay dividends regardless of its performance, a dividend may represent a return of part of the amount you invested.

Asset allocation

Sector (%)

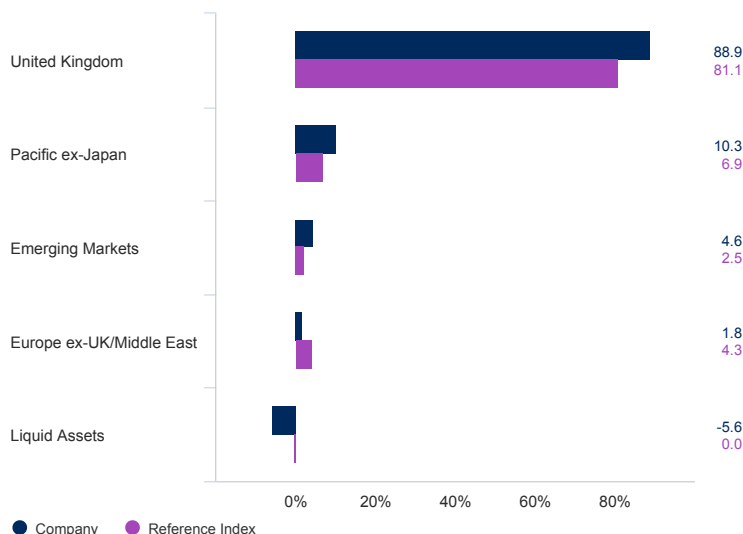


Geographical Breakdown (%)



Income GBP | Data as at 28.02.2021

Region (%)



Top 10 holdings (%)

Holding name	%
GlaxoSmithKline PLC	5.6
Rio Tinto PLC	5.6
Legal & General Group PLC	5.4
BHP Group PLC	4.7
Anglo American PLC	4.6
AstraZeneca PLC	4.6
BAE Systems PLC	4.2
Intermediate Capital Group PLC	3.8
Pets at Home Group Plc	3.7
RELX PLC	3.6

Source: Schroders. Top holdings and asset allocation are at company level. Liquid Assets contain cash, deposits and money market instruments, which are respectively not part of the core investment objective and policy. The commitment linked to the equity index futures contracts, if present, is deducted from cash.

Contact information

Schroder Investment Management Limited
1 London Wall Place
London
United Kingdom
EC2Y 5AU
Tel: 0800 718 777
Fax: 0870 043 4080

For your security, communications may be taped or monitored.

Important information

The Board has appointed Schroder Unit Trusts Limited as Alternative investment manager, and to prepare this Factsheet. This factsheet should not be taken as any indication the Company held any particular investments at any particular date other than the stated date. Nothing in this factsheet should be construed as advice and is therefore not a recommendation to buy or sell shares. If you are interested in this Company you should contact your usual financial adviser before making any investment decision. In addition you can contact one of our Investor Services team on 0800 182 2399 for further information. Please note that Schroders is unable to give you specific investment advice. For investors' security calls to this number may be recorded. The data contained in this document has been sourced by Schroders and should be independently verified before further publication or use. Issued by Schroder Unit Trusts Limited, 1 London Wall Place, London EC2Y 5AU. Registered No: 4191730 England. Authorised and regulated by the Financial Conduct Authority. Schroders will be a data controller in respect of your personal data. For information on how Schroders might process your personal data, please view our Privacy Policy available at www.schroders.com/en/privacy-policy or on request should you not have access to this webpage. Third party data is owned or licensed by the data provider and may not be reproduced or extracted and used for any other purpose without the data provider's consent. Third party data is provided without any warranties of any kind. The data provider and issuer of the document shall have no liability in connection with the third party data. The Prospectus and/or www.schroders.com contains additional disclaimers which apply to the third party data.

FTSE International Limited ("FTSE") © FTSE (2020). "FTSE®" is a trade mark of London Stock Exchange Plc and The Financial Times Limited and is used by FTSE International Limited under licence. All rights in the FTSE indices and / or FTSE ratings vest in FTSE and/or its licensors. Neither FTSE nor its licensors accept any liability for any errors or omissions in the FTSE indices and / or FTSE ratings or underlying data. No further distribution of FTSE Data is permitted without FTSE's express written consent.

* Morningstar Rating: © Morningstar 2021. All Rights Reserved. The information contained herein: (1) is proprietary to Morningstar and/or its content providers; (2) may not be copied or distributed; and (3) is not warranted to be accurate, complete or timely. Neither Morningstar nor its content providers are responsible for any damages or losses arising from any use of this information. Past performance is no guarantee of future results.

** Sustainability Accreditation

Our Schroders Sustainability Accreditation aims to help investors distinguish how we consider Environmental, Social and Governance ("ESG") factors across our products.

This fund has been awarded an Integrated accreditation. ESG factors are embedded into the investment process and can be clearly evidenced. There is a strong commitment to stewardship and company engagement.