

TR Property Investment Trust

Ordinary Shares

December 2019 - all data as of 29/11/2019 unless otherwise stated

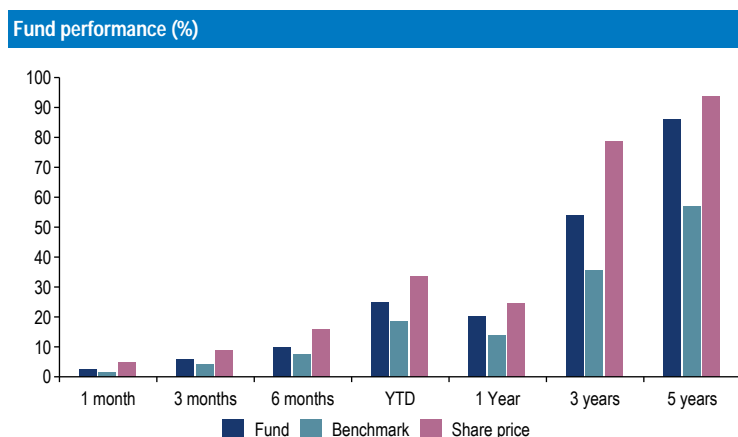
Fund objective: The investment objective of the trust is to maximise total returns by investing in Pan European equities and UK direct property, focusing on long term capital and income growth.

Fund manager(s):	Marcus Phayre-Mudge
Fund type:	UK Investment Trust
Sector:	AIC Property Securities
Benchmark:	FTSE EPRA/NAREIT Developed Europe Capped TR Net GBP
Fund currency:	GBP
Fund size:	£1459.0m
Share price:	465.0p
Historic yield:	2.90%
Net gearing:	12.9%

Initial charge:	0.00%
Ongoing charge:	0.76%
Ann. Mgmt fee:	£3.565m plus 0.20% of net assets p.a.
Ann. Return 5 Years:	13.22%
Price frequency:	Daily
Performance fee:	15% of outperformance of benchmark plus 1% hurdle
Distribution policy:	Semi-annual
Share currency:	GBP
Payment date(s):	January, August

Year end:	31 March
ISIN:	GB0009064097
FATCA:	ML6PKQ.99999.SL.826
Administrator:	BNP Paribas
Tel:	+ 44 (0)20 7011 4444
Email:	sales.support@bmogam.com

Strategic allocation (%)	
UK Shares	41.5
UK Direct Property	6.3
Continental Shares	65.1
Debt	-12.9
TOTAL	100.0



Cumulative performance as at 29.11.2019 (%)							
	1 month	3 months	6 months	YTD	1 year	3 years	5 years
Fund	2.47	5.82	9.95	24.84	20.11	54.05	86.06
Benchmark	1.37	4.19	7.42	18.46	13.91	35.62	56.88
Share price	4.85	8.90	15.90	33.51	24.41	78.76	93.65

Discrete performance as at 29.11.2019 (%)					
	2015	2016	2017	2018	2019
Fund	15.34	4.72	23.46	3.89	20.11
Benchmark	9.84	5.32	17.75	1.11	13.91
Share price	9.44	-1.02	36.88	4.98	24.41

Source: BMO Global Asset Management, Lipper

Performance data is in GBP £ terms. Investors should be aware that past performance should not be considered a guide to future performance. All fund performance data is net of all fees and expenses.

Risk warning

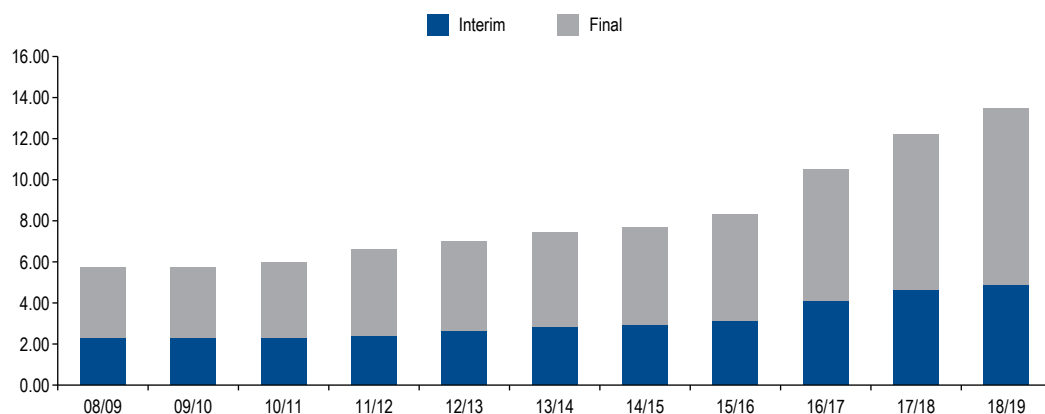
The value of investments and any income derived from them can go down as well as up as a result of market or currency movements and investors may not get back the original amount invested. The market value of the shares of TR Property may not reflect the underlying net asset value of the investments held by TR Property. TR Property is able to borrow to raise further funds for investment purposes if the fund manager and the board of directors consider that it may be commercially advantageous to do so. This is generally described as "gearing". An investment trust which has made investments as a result of gearing may have a more volatile share price as a result; gearing can increase shareholder returns in rising markets but conversely can increase the extent to which the value of the funds attributable to shareholders decreases in falling markets

Top holdings (%)	
VONOVIA SE	10.2
UNIBAIL-RODAMCO-WESTFIELD	7.7
LEG IMMOBILIEN AG	5.4
LAND SECURITIES GROUP PLC	4.3
UNITE GROUP PLC	4.3
SEGRO PLC	4.1
GECINA SA	4.1
LONDONMETRIC PROPERTY PLC	3.9
DEUTSCHE WOHNEN AG-BR	3.8
ARGAN	3.2

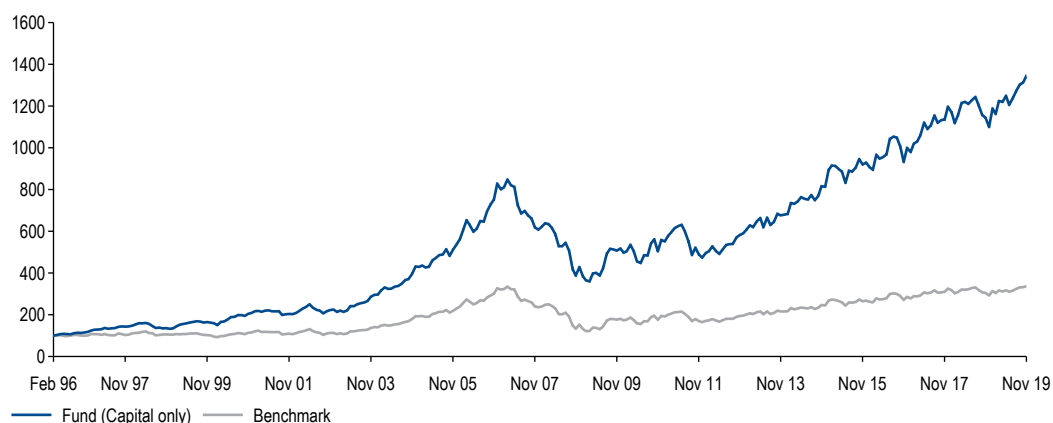
Sector allocation (%)	
Industrial	21.9
Offices	31.3
Other	6.6
Residential	30.5
Retail	22.6
TOTAL	112.9

Geographical allocation (%)	
Austria	0.7
Belgium	2.1
Central Europe	1.8
Denmark	0.2
Finland	0.5
France	15.5
Germany	30.5
Greece	0.0
Ireland	0.4
Italy	2.4
Netherlands	1.4
Norway	2.1
Other Overseas	0.0
Portugal	0.0
Russia	0.0
Spain	3.6
Sweden	9.1
Switzerland	1.3
UK	41.3
USA	0.0
TOTAL	112.9

Dividend history (pence per share)



Fund returns rebased to 100



FTSE International Limited ("FTSE") © FTSE 2019. "FTSE®" is a trade mark of the London Stock Exchange Group companies and is used by FTSE International Limited under licence. All rights in the FTSE indices and/or FTSE ratings vest in FTSE and/or its licensors. Neither FTSE nor its licensors accept any liability for any errors or omissions in the FTSE indices and/or FTSE ratings or underlying data. No further distribution of FTSE Data is permitted without FTSE's express written consent.

©2019 BMO Global Asset Management. Financial promotions are issued for marketing and information purposes; in the United Kingdom by BMO Asset Management Limited, which is authorised and regulated by the Financial Conduct Authority; in the EU by BMO Asset Management Netherlands B.V., which is regulated by the Dutch Authority for the Financial Markets (AFM); and in Switzerland by BMO Global Asset Management (Swiss) GmbH, which is authorised and regulated by the Swiss Financial Market Supervisory Authority (FINMA).

©2018 BMO. All rights reserved. Issued and approved by BMO, a trading name of BMO Asset Management Limited, which is authorised and regulated by the Financial Conduct Authority. Registered address and Head Office: Exchange House, Primrose Street, London, EC2A 2NY, United Kingdom