

Income GBP | Data as at 30.04.2020

Company Investment Objectives and Policy

The investment objective of the Company is to provide a total return for investors primarily through investments in equities and equity related investments, of companies which are based in, or which derive a significant proportion of their revenues from, the Asia Pacific region and which offer attractive yields.

Relevant risk as associated with this Company are shown overleaf and should be carefully considered before making any investment. The latest Annual Report includes the investment policy which you should read in conjunction with the KIID before investing, these are available on our Schroders website.

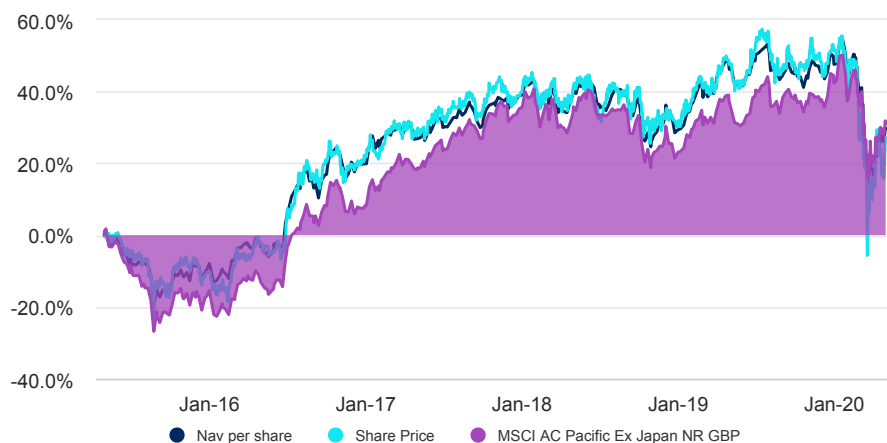
Performance

Performance (%)	YTD	1 month	3 months	6 months
Share Price	-16.3	10.2	-9.5	-13.4
Net Asset Value	-12.6	9.0	-9.7	-11.7
Reference Index	-7.9	7.4	-4.5	-3.9

Performance (%)	1 year	3 years p.a.	5 years p.a.	10 years p.a.
Share Price	-13.8	-0.1	4.9	8.8
Net Asset Value	-7.1	0.6	5.2	9.0
Reference Index	-4.3	3.5	5.6	6.4

Performance (%)	Q2/2015 - Q1/2016	Q2/2016 - Q1/2017	Q2/2017 - Q1/2018	Q2/2018 - Q1/2019	Q2/2019 - Q1/2020
Share Price	-6.5	39.0	4.2	2.8	-18.1
Net Asset Value	-1.5	32.8	4.4	5.5	-17.2
Reference Index	-8.6	35.8	8.5	3.0	-9.3

Performance over 5 years



Past Performance is not a guide to future performance and may not be repeated. The value of investments and the income from them may go down as well as up and investors may not get back the amounts originally invested. Exchange rate changes may cause the value of any overseas investments to rise or fall. Some performance differences between the company and the index may arise because the company performance is calculated at a different valuation point from the index. Source: Morningstar, net income reinvested, net of ongoing charges and portfolio costs and where applicable, performance fees, in GBP. The five year performance chart above reflects ex income performance. We have reflected cum income up to 10 years in the tables above. Some performance differences between the fund and the benchmark may arise because the fund performance is calculated at a different valuation point from the benchmark.

Company facts

Fund manager	Matthew Dobbs
Managed company since	28.07.2005
Alternative investment company	Schroder Unit Trusts Limited
Domicile	Guernsey
Company launch date	28.07.2005
Company base currency	GBP
NAV (Million)	GBP 582.15
Number of holdings	74
Reference Index	MSCI AC Pacific Ex Japan NR GBP
Share Price	GBX 212.50
NAV per Share	GBX 215.52
Premium/Discount to NAV	-1.40%
Distribution frequency	Quarterly
Gearing	-
Pay Dates	07.05.2020 - GBX 1.90 14.02.2020 - GBX 1.90 29.11.2019 - GBX 4.60 27.08.2019 - GBX 1.90
Ex-Dates	30.01.2020 ; 07.11.2019 ; 08.08.2019 ; 11.04.2019
Dividend Yield (%)	4.8

Fees & expenses

Performance fee	0.00%
Performance fee calculation methodology	Performance fee: 10% of NAV over a 7% p.a. hurdle rate
Ongoing charge	0.86%

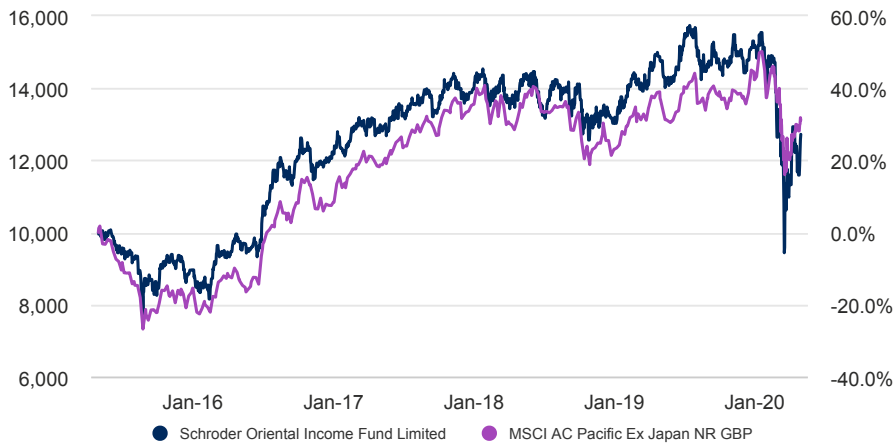
Codes

ISIN	GB00B0CRWN59
Bloomberg	SOI LN
SEDOL	B0CRWN5
LSE ticker	SOI

Where gearing is shown as negative, this reflects net cash.

Income GBP | Data as at 30.04.2020

5 year return of GBP 10,000



Ratings and accreditation

*



Please refer to the Important information section for the disclosure.

Past Performance is not a guide to future performance and may not be repeated. The value of investments and the income from them may go down as well as up and investors may not get back the amounts originally invested. Exchange rate changes may cause the value of any overseas investments to rise or fall.

The chart is for illustrative purposes only and does not reflect an actual return on any investment.

Returns are based on the share price. Share price performance figures are calculated on a mid-market basis in GBP with income reinvested on the ex-dividend date.

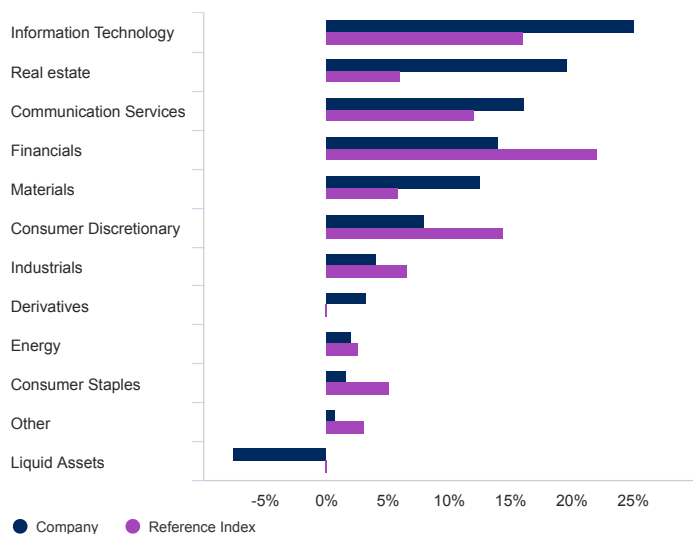
Risk considerations

The Company can be exposed to different currencies. Changes in foreign exchange rates could create losses. The Company may be concentrated in a limited number of geographical regions, industry sectors, markets and/or individual positions. This may result in large changes in the value of the company, both up or down, which may adversely impact the performance of the company. The Company may borrow money to invest in further investments, this is known as gearing. Gearing will increase returns if the value of the investments purchased increase in value by more than the cost of borrowing, or reduce returns if they fail to do so.

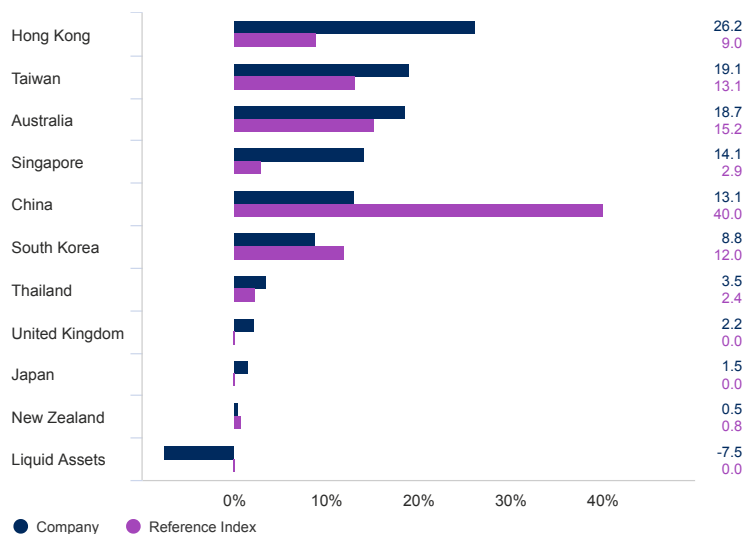
Income GBP | Data as at 30.04.2020

Asset allocation

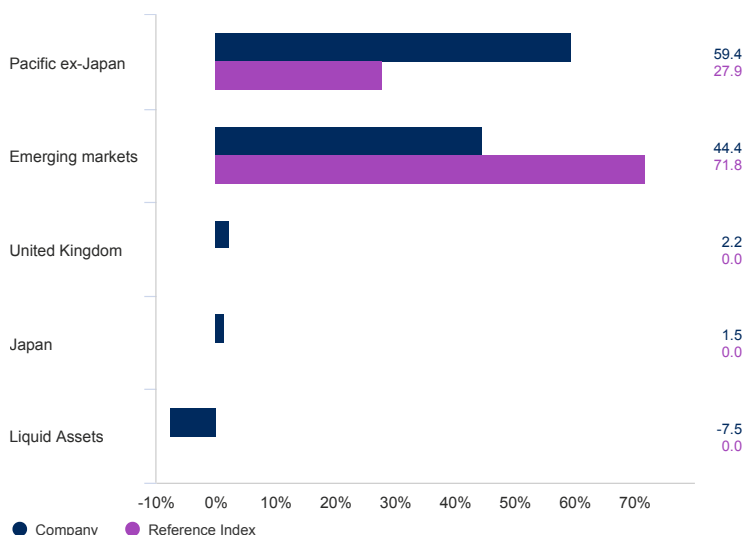
Sector (%)



Geographical Breakdown (%)



Region (%)



Top 10 holdings (%)

	Holding name	%
1	Taiwan Semiconductor Manufacturing Co Ltd	8.6
2	Samsung Electronics Co Ltd	6.4
3	Sands China Ltd	4.0
4	HKT Trust & HKT Ltd	3.9
5	China Mobile Ltd	3.5
6	BHP Group PLC	3.5
7	Rio Tinto PLC	3.3
8	Hon Hai Precision Industry Co Ltd	2.8
9	Kerry Properties Ltd	2.7
10	Fortune Real Estate Investment Trust	2.7

Source: Schroders. Top holdings and asset allocation are at company level. Liquid Assets contain cash, deposits and money market instruments, which are respectively not part of the core investment objective and policy. The commitment linked to the equity index futures contracts, if present, is deducted from cash.

Income GBP | Data as at 30.04.2020

Contact information

Schroder Unit Trusts Limited
1 London Wall Place
London
United Kingdom
EC2Y 5AU
Tel: 0207 658 1000
Fax: 0207 658 3827

For your security, communications may be taped or monitored.

Important information

The Board has appointed Schroder Unit Trusts Limited as Alternative investment manager, and to prepare this Factsheet. This factsheet should not be taken as any indication the Company held any particular investments at any particular date other than the stated date. Nothing in this factsheet should be construed as advice and is therefore not a recommendation to buy or sell shares. If you are interested in this Company you should contact your usual financial adviser before making any investment decision. In addition you can contact one of our Investor Services team on 0800 718 777 for further information. Please note that Schroders is unable to give you specific investment advice. For investors' security calls to this number may be recorded. The data contained in this document has been sourced by Schroders and should be independently verified before further publication or use. Issued by Schroder Unit Trusts Limited, 1 London Wall Place, London EC2Y 5AU. Registered No: 4191730 England. Authorised and regulated by the Financial Conduct Authority.

* Morningstar Rating: © Morningstar 2020. All Rights Reserved. The information contained herein: (1) is proprietary to Morningstar and/or its content providers; (2) may not be copied or distributed; and (3) is not warranted to be accurate, complete or timely. Neither Morningstar nor its content providers are responsible for any damages or losses arising from any use of this information. Past performance is no guarantee of future results.