

Aviva Investors

World Leaders Fund Share Class 1

August 2010



Fund aim

The investment objective is to provide long-term capital growth. The investment policy is to invest in a well diversified portfolio of global shares. The Manager will identify core themes that are considered to offer attractive long term investment opportunities and the funds will be invested in accordance with these themes. The themes will change periodically over time. For full details of the investment policy please refer to the Simplified Prospectus.

Past performance

Percentage Change Total Return, Tax UK Net, Charges Applied, In GBP



— Aviva Investors World Leaders Fund — IMA Global Growth

Source: Lipper Hindsight, performance data up to 31/07/2010, bid to bid, net income reinvested.

| | 3m | 6m | 1yr | 3yr | 5yr |
|-----------------------------|------|-----|------|-------|------|
| Fund (%) | -5.8 | 4.0 | 13.4 | -14.7 | 9.6 |
| IMA sector average (%) | -7.1 | 4.3 | 16.2 | -3.5 | 20.1 |
| Quartile rank within sector | 2 | 3 | 4 | 4 | 4 |

Source: Lipper Hindsight, performance data up to 31/07/2010, bid to bid, net income reinvested.

Year on year performance

| | 30/06/05 30/06/06 | 30/06/06 29/06/07 | 29/06/07 30/06/08 | 30/06/08 30/06/09 | 30/06/09 30/06/10 |
|-----------------------------|----------------------|----------------------|----------------------|----------------------|----------------------|
| Fund (%) | 18.1 | 14.4 | -9.6 | -21.7 | 14.1 |
| IMA sector average (%) | 16.5 | 15.3 | -8.7 | -16.4 | 20.2 |
| Quartile rank within sector | 2 | 3 | 3 | 4 | 4 |

Source: Lipper Hindsight, performance data up to 31/07/2010, bid to bid, net income reinvested.

Past performance is not a guide to the future. Investment decisions should not be based on short term performance. The figures do not include the effect of the initial charge and any redemption fees.

Find out more

Call: 0800 051 2003
Web: www.aviva.co.uk

Telephone calls may be recorded for training purposes. Calls are free from BT landline. Call charges may vary from mobiles and other networks.

Fund manager

Simon Clements

Manager of this fund since November 2008



Fund manager report

Global equity markets rallied with the MSCI World index rising 8.1 per cent as demand for riskier assets grew following a string of solid corporate results. However concern over the health of the global recovery remains. Economic data in the US showed a further steep drop in consumer confidence amid ongoing weakness in the labour and housing markets. Investors also fretted over the strength of the Chinese economy after industrial production and GDP numbers fell short of expectations. Europe was among the best performing region while emerging markets continued to outperform developed markets. At a sector level financials, telecommunications, energy and materials were the top performing sectors, while healthcare lagged.

Any opinions expressed are those of Aviva Investors. They should not be viewed as indicating any guarantee of return from an investment managed by Aviva Investors nor as advice of any nature.

Fund information (31/07/2010)

| | |
|-------------------------|---------------------|
| Fund size | £47.1m |
| Fund launch date | 14/02/2000 |
| Initial charge | 5.25% |
| Annual charge | 1.50% Class 1 |
| Benchmark | MSCI World (Hedged) |
| IMA sector | Global Growth |
| Historic yield | 0.2% (31/07/2010) |

The Historic Yield reflects distributions declared over the past year as a percentage of the share / unit price, on the date shown. This does not include Initial charges and investors may be subject to further tax on their distributions.

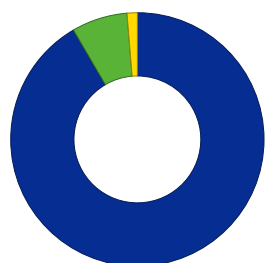
Aviva Investors

World Leaders Fund Share Class 1

August 2010



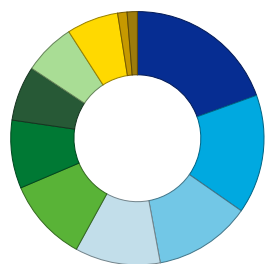
Asset allocation



- International Equities
- UK Equities
- Cash and Equivalents

Source: Aviva Investors as at 31/07/2010

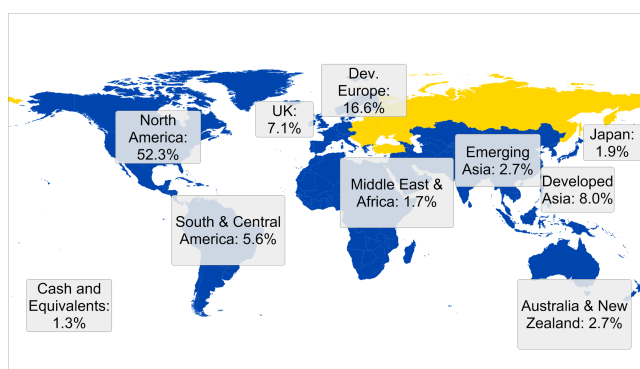
Sector breakdown



- Financials
- Consumer Goods
- Technology
- Consumer Services
- Health Care
- Oil and Gas
- Basic Materials
- Industrials
- Telecommunications
- Utilities
- Cash and Equivalents

Source: Aviva Investors as at 31/07/2010

Regional allocation



Source: Aviva Investors as at 31/07/2010

Market capitalisation

| | | |
|-------|------------------|-------|
| 91.6% | Mega (> 50bn) | 26.6% |
| 7.1% | Large (3bn-50bn) | 70.7% |
| 1.3% | Medium (1bn-3bn) | 1.3% |
| | Small (50m-1bn) | 0.0% |
| | Micro (< 50m) | 0.0% |
| | Cash & Equiv | 1.3% |

Source: Aviva Investors as at 31/07/2010

Top 10 holdings

| | |
|---------------------------|------|
| Cisco Systems | 2.4% |
| Praxair | 2.3% |
| American Tower Corp. CI A | 2.3% |
| Google Inc. CI A | 2.2% |
| Anadarko Petroleum Corp. | 2.2% |
| BHP Billiton | 2.2% |
| EMC Corp. | 2.2% |
| DaVita | 2.2% |
| Goldman Sachs Group | 2.0% |
| Allergan | 2.0% |

Source: Aviva Investors as at 31/07/2010

Risk summary

Further information about the risks that apply when investing can be found in the Simplified Prospectus. This is available free of charge on request. The value of the fund and any income from it is not guaranteed and may fall as well as rise. You may get back less than you originally invested. If a Fund is invested in overseas markets or holds currencies other than sterling, then currency exchange rate movements may cause the value of your investment to fall as well as rise. Emerging markets tend to be more volatile than more established stock markets and therefore your investment is at greater risk. The volatility may be the result of underlying risks such as political and economic conditions, restrictive dealing, custody and settlement practices.