

### Fund aim

The investment objective is to produce long-term capital appreciation. The investment policy is to invest principally in UK equities based on price and prospects of above average earnings growth. Limited investment in UK bond markets may be made from time to time. All investments will be expected to conform to our social and environmental criteria. For full details of the investment policy please refer to the Simplified Prospectus.

### Past performance

Percentage Change Total Return, Tax UK Net, Charges Applied, In GBP



— Aviva Investors Sustainable Future UK Growth Fund — IMA UK All Companies

Source: Lipper Hindsight, performance data up to 31/07/2010, bid to bid, net income reinvested.

	3m	6m	1yr	3yr	5yr
Fund (%)	-2.9	5.1	17.6	-22.2	7.7
IMA sector average (%)	-3.8	4.8	19.7	-10.8	17.1
Quartile rank within sector	2	2	3	4	4

Source: Lipper Hindsight, performance data up to 31/07/2010, bid to bid, net income reinvested.

### Year on year performance

	30/06/05 30/06/06	30/06/06 29/06/07	29/06/07 30/06/08	30/06/08 30/06/09	30/06/09 30/06/10
Fund (%)	15.8	27.5	-18.8	-24.6	16.8
IMA sector average (%)	18.8	17.7	-14.8	-20.4	19.7
Quartile rank within sector	4	1	4	4	3

Source: Lipper Hindsight, performance data up to 31/07/2010, bid to bid, net income reinvested.

**Past performance is not a guide to the future.** Investment decisions should not be based on short term performance. The figures do not include the effect of the initial charge and any redemption fees.

### Find out more

Call: 0800 051 2003  
Web: www.aviva.co.uk

Telephone calls may be recorded for training purposes. Calls are free from BT landline. Call charges may vary from mobiles and other networks.

### Fund manager

**Peter Michaelis**

Manager of this fund since May 2005



### Fund manager report

The UK equity market rebounded strongly in July, recording its best monthly gain in just under a year and outperforming the majority of its global and European peers in both sterling and local currency terms, as fears of a global recession receded. The FTSE All-Share index returned 6.9 per cent, helped further by a wave of stronger than expected corporate results. Sector-wise financials fared extremely well as the result of recent European bank stress tests revealed that only seven of the 91 banks assessed failed to demonstrate their ability to survive future economic shocks. The oil & gas sector was another strong performer as oil prices rose sharply and as BP shares surged after the company made substantial progress in dealing with an oil leak in the Gulf of Mexico. Healthcare shares by contrast declined. We continue to expect UK equities to generate a reasonable return for investors, particularly in relation to cash, where returns are likely to remain close to zero for longer than previously anticipated.

Any opinions expressed are those of Aviva Investors. They should not be viewed as indicating any guarantee of return from an investment managed by Aviva Investors nor as advice of any nature.

### Fund information (31/07/2010)

<b>Fund size</b>	£122.7m
<b>Fund launch date</b>	19/02/2001
<b>Initial charge</b>	4.00%
<b>Annual charge</b>	1.50% Class 1
<b>Benchmark</b>	FTSE All Share Index
<b>IMA sector</b>	UK All Companies
<b>Historic yield</b>	1.1% (31/07/2010)

The Historic Yield reflects distributions declared over the past year as a percentage of the share / unit price, on the date shown. This does not include initial charges and investors may be subject to further tax on their distributions.

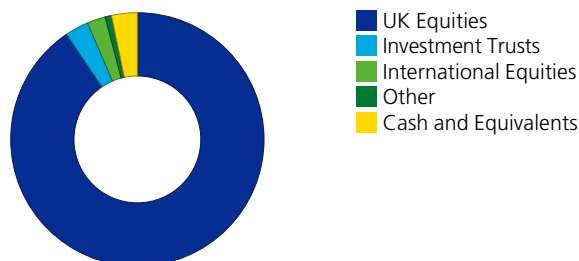
# Aviva Investors

## Sustainable Future UK Growth Fund Share Class 1

August 2010

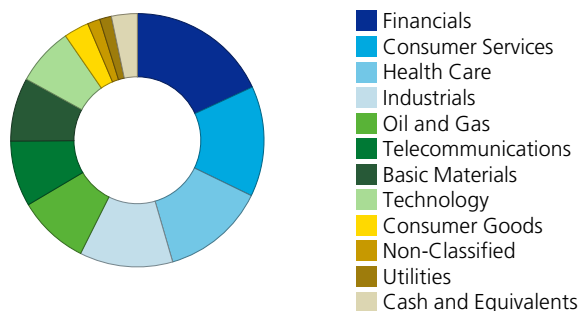


### Asset allocation



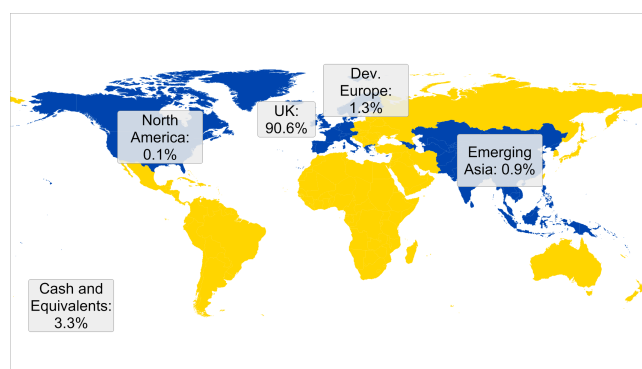
Source: Aviva Investors as at 31/07/2010

### Sector breakdown



Source: Aviva Investors as at 31/07/2010

### Regional allocation



Source: Aviva Investors as at 31/07/2010

### Market capitalisation

90.6%	Mega (> 50bn)	9.2%
3.0%	Large (3bn-50bn)	37.9%
2.3%	Medium (1bn-3bn)	16.7%
0.8%	Small (50m-1bn)	29.1%
3.3%	Micro (< 50m)	2.8%
	Cash & Equiv	3.3%

Source: Aviva Investors as at 31/07/2010

### Top 10 holdings

Vodafone Group	6.0%
BG Group	4.2%
AstraZeneca	3.7%
Pearson	3.5%
HSBC Holdings PLC (UK Reg)	3.2%
WPP	3.0%
Johnson Matthey	3.0%
Lloyds Banking Group	2.8%
Abcam	2.7%
Antofagasta	2.5%

Source: Aviva Investors as at 31/07/2010

### Risk summary

Further information about the risks that apply when investing can be found in the Simplified Prospectus. This is available free of charge on request. The value of the fund and any income from it is not guaranteed and may fall as well as rise. You may get back less than you originally invested. Funds which undertake ethical screening to meet their investment aims are unable to invest in certain sectors and companies because of the ethical screening they undertake. This may mean that they are more sensitive to price swings than other funds.