

Benchmark

Benchmark	SONIA + 2.5%
Benchmark Category	Target
IA Sector	Absolute Return

Identification Codes

Sedol Code	BG03YB9
Mex Code	-
Isin Code	GB00BG03YB93
Citi Code	Q4QR

Fund Overview

Mid (13/07/2023)	103.29p
Distribution yield	2.38%
Underlying yield	2.38%
Fund size (30/06/2023)	£12.42m
Number of holdings	146
Ongoing Charges	0.35%
Launch date	13/12/2016

Fund Charges

Entry Charge	-
Ongoing Charges	0.35%

Fund Background

Valuation frequency	Daily
Valuation point	12:00
Fund type	OEIC
Launch price	£1.00
Fund currency	Pound Sterling
Fund domicile	United Kingdom
ISA allowable	Yes
SIPP allowable	Yes

Dealing

Minimum Investment	-
Minimum Top Up	-
Minimum Regular Saving	-
Settlement Period: Buy	-
Settlement Period: Sell	-
Pricing Basis	None
Dealing Decimals	-

Distribution Dates

Ex dividend date(s)	Income payment date(s)
01 April	31 May
01 October	30 November

Aims

The Fund aims to achieve a total return (the combination of income and capital growth) of at least 2.5% per annum above the Sterling Overnight Index Average (SONIA), before any charges are taken, in any market conditions and over any three year period. The Fund aims to achieve this while seeking to minimise the degree to which the value of the Fund fluctuates over time (volatility), while also seeking to limit monthly losses. Managing the Fund in this way reduces its ability to achieve returns significantly above SONIA plus 2.5%. There is no guarantee that the Fund will achieve a positive return over three years, or any other period, and investors may not get back the original amount they invested.

Performance

No data available! Please enter a valid code!

Fund Managers



Name: Jim Leaviss Wolfgang Bauer
Manager for: 8 years, 6 months 8 years, 6 months

Ratings

FE Crown

Group Details

Group name	M&G Investments
Group address	10 Fenchurch Avenue London EC3M 5AG United Kingdom
Group telephone	0800 390 390
Dealing telephone	0800 328 3196
Email	info@mandg.co.uk
Homepage	w w w.mandg.co.uk
Fax number	-


Important Information

- Source of portfolio data: Broadridge. Source of performance data: FE fundinfo. We can't predict the future. Past performance isn't a guide to future performance. The figures shown are intended only to demonstrate performance history of the fund, after allowing for the impact of ongoing charges, but take no account of product charges. Ongoing charges may vary in the future and may be higher than they are now. Fund performance is based upon the movement of the daily price and is shown as total return in GBP with income reinvested. The value of your client's investment can go down as well as up and the amount your client gets back may be less than they put in.
- This factsheet is for investment professionals and is for information purposes only. Should you wish to present any of this content to your client, please refer to similar pages on pru.co.uk. You should refer to your client's policy documentation and supporting brochures for fund availability, investment strategy, any product information and charges. Every care has been taken in populating this output, however it must be appreciated that neither Broadridge, Prudential nor their sources guarantee the accuracy, adequacy or completeness of this information or make any warranties regarding results from its usage.

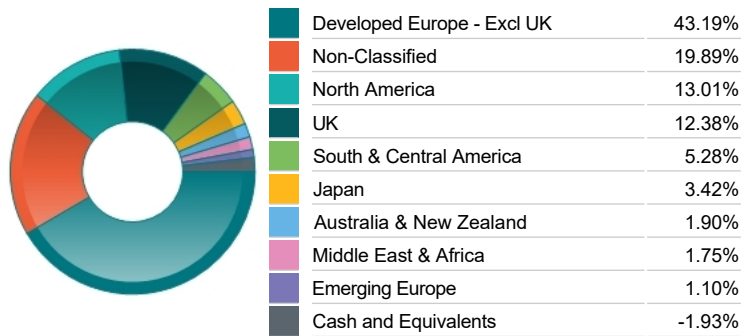
Top 10 Holdings

Name	% Weight	Sector	Country
1 JAPAN (GOVERNMENT OF) 0.1% 10/03/2029	3.42%	Bonds	Japan
2 BANCO DE SABADELL SA 0.875% 16/06/2028	2.31%	Bonds	Spain
3 M&G (LUX) STERL LIQ FD - GBPZ6A DI GBP CLOSED-END	2.30%	Managed Funds	Non-Classified
4 HARVEST CLO VIII LTD HARVT_8X 3.907% 15/01/2031	2.25%	Bonds	Ireland
5 AUSTRALIA (COMMONWEALTH OF) 1.75% 21/06/2051	1.90%	Bonds	Australia
6 SES SA 2.875% PERP	1.80%	Bonds	Luxembourg
7 VOLKSWAGEN FINANCIAL SERVICES AG 0.125% 12/02/2027	1.79%	Bonds	Non-Classified
8 ILIAD SA 1.875% 11/02/2028	1.77%	Bonds	France
9 BP CAPITAL MARKETS PLC 1.104% 15/11/2034	1.77%	Bonds	United Kingdom
10 SVENSKA HANDELSBANKEN AB 0.01% 02/12/2027	1.74%	Bonds	Sweden

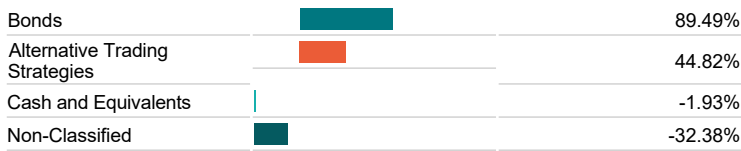
Asset Allocation



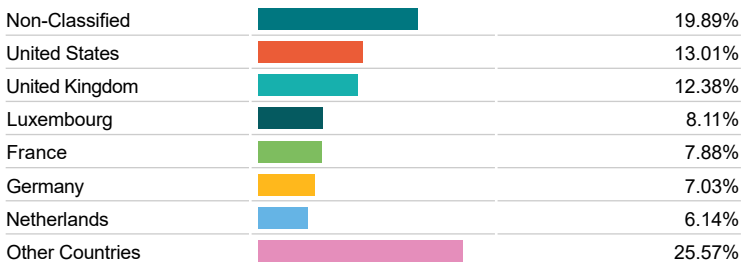
Regional Allocation



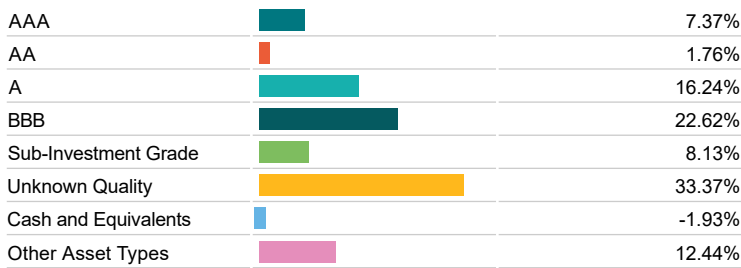
Sector Breakdown



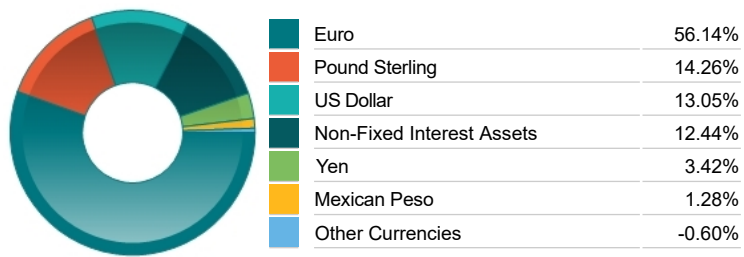
Top Country Breakdown



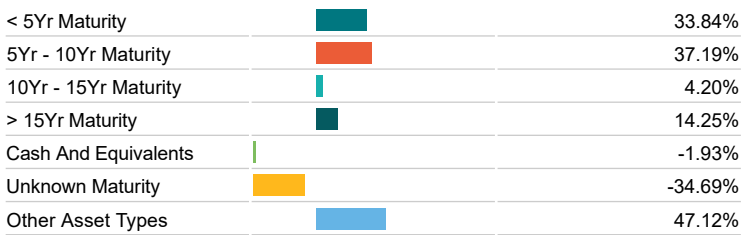
Fixed Interest Quality Profile



Fixed Interest Currencies



Fixed Interest Maturity Profile



Important Information

- The Industry Classification Benchmark is a product of FTSE International Limited and has been licensed for use.
- "Prudential" is a trading name of The Prudential Assurance Company Limited, which is registered in England and Wales. Registered office at 10 Fenchurch Avenue, London EC3M 5AG. Registered number 15454. Authorised by the Prudential Regulation Authority and regulated by the Financial Conduct Authority and the Prudential Regulation Authority.