

Benchmark

Benchmark	Bloomberg Barclays U.K. Government Float Adjusted Bond Index
Benchmark Category	-
IA Sector	UK Gilt

Identification Codes

Sedol Code	B1S7537
Mex Code	VIUKGO
Isin Code	IE00B1S75374
Citi Code	FPD7

Fund Overview

Mid (22/01/2026)	£137.38
Historic yield	-
Fund size (31/08/2025)	£5493.72m
Number of holdings	84
Ongoing Charges	0.12%
Launch date	23/06/2009

Fund Charges

Entry Charge	0.00%
Ongoing Charges	0.12%

Fund Background

Valuation frequency	Daily
Valuation point	16:15
Fund type	OEIC
Launch price	£100.00
Fund currency	Pound Sterling
Fund domicile	Ireland
ISA allowable	Yes
SIPP allowable	Yes

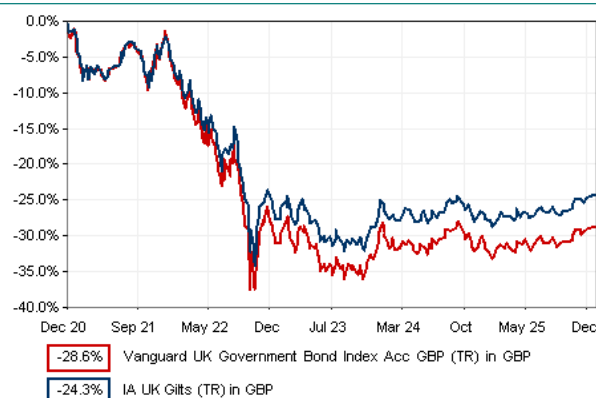
Dealing

Minimum Investment	£100000
Minimum Top Up	£0
Minimum Regular Saving	-
Settlement Period: Buy	2 days
Settlement Period: Sell	2 days
Pricing Basis	Forward
Dealing Decimals	-

Aims

The Fund seeks to provide returns consistent with the performance of the Bloomberg Barclays U.K. Government Float Adjusted Bond Index.

Performance



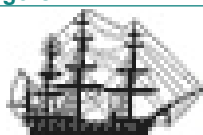
Discrete performance - to last month end

	31/12/20 to 31/12/21	31/12/21 to 31/12/22	31/12/22 to 31/12/23	31/12/23 to 31/12/24	31/12/24 to 31/12/25
Fund	-5.6%	-27.1%	3.4%	-4.4%	4.9%
Sector	-5.4%	-23.9%	4.0%	-3.7%	5.0%
Rank	19/25	23/26	23/28	23/28	19/28
Quartile	3	4	4	4	3

Annualised performance

	3 Years to 31/12/25	5 Years to 31/12/25	10 Years to 31/12/25
Fund	1.2%	-6.5%	-0.5%
Sector	1.7%	-5.4%	0.0%
Rank	24/28	22/25	16/19
Quartile	4	4	4

Fund Managers



Vanguard®

Name: Vanguard Fixed Income Group
Manager for: 16 years, 7 months

Group Details

Group name	Vanguard Investments UK Limited
Group address	50 Cannon Street London EC4N 6JJ
Group telephone	0800 917 5508
Dealing telephone	-
Email	european_client_services@vanguard.co.uk
Homepage	www.vanguard.co.uk
Fax number	-

Important Information

- Source of portfolio data: Broadridge. Source of performance data: FE fundinfo. We can't predict the future. Past performance isn't a guide to future performance. The figures shown are intended only to demonstrate performance history of the fund, after allowing for the impact of ongoing charges, but take no account of product charges. Ongoing charges may vary in the future and may be higher than they are now. Fund performance is based upon the movement of the daily price and is shown as total return in GBP with income reinvested. The value of your client's investment can go down as well as up and the amount your client gets back may be less than they put in.
- This factsheet is for investment professionals and is for information purposes only. Should you wish to present any of this content to your client, please refer to similar pages on pru.co.uk. You should refer to your client's policy documentation and supporting brochures for fund availability, investment strategy, any product information and charges. Every care has been taken in populating this output, however it must be appreciated that neither Broadridge, Prudential nor their sources guarantee the accuracy, adequacy or completeness of this information or make any warranties regarding results from its usage.

Top 10 Holdings

Name	% Weight	Sector	Country
1 4¾% Treasury Gilt 2028	3.43%	Bonds	United Kingdom
2 3¾% Treasury Gilt 2027	3.39%	Bonds	United Kingdom
3 4¼% Treasury Gilt 2029	3.30%	Bonds	United Kingdom
4 4½% Treasury Gilt 2028	3.03%	Bonds	United Kingdom
5 4¼% Treasury Gilt 2034	2.79%	Bonds	United Kingdom
6 4¾% Treasury Gilt 2030	2.73%	Bonds	United Kingdom
7 4½% Treasury Gilt 2035	2.68%	Bonds	United Kingdom
8 4% Treasury Gilt 2031	2.67%	Bonds	United Kingdom
9 4¾% Treasury Gilt 2034	2.63%	Bonds	United Kingdom
10 ¾% Green Gilt 2033	2.58%	Bonds	United Kingdom

Asset Allocation



Regional Allocation




Bond Sector Breakdown

Bonds	100.00%
-------	---------

Fixed Interest Quality Profile

AA	99.87%
A	0.04%
Unknown Quality	0.09%

Fixed Interest Currencies



Top Country Breakdown

United Kingdom	99.99%
Ireland	0.01%

Fixed Interest Maturity Profile

< 5Yr Maturity	31.08%
5Yr - 10Yr Maturity	28.56%
10Yr - 15Yr Maturity	11.60%
> 15Yr Maturity	28.76%

Important Information

- The Industry Classification Benchmark is a product of FTSE International Limited and has been licensed for use.
- "Prudential" is a trading name of The Prudential Assurance Company Limited, which is registered in England and Wales. Registered office at 10 Fenchurch Avenue, London EC3M 5AG. Registered number 15454. Authorised by the Prudential Regulation Authority and regulated by the Financial Conduct Authority and the Prudential Regulation Authority.