

Benchmark

Benchmark	FTSE All Share (Gross Total Return) Index
Benchmark Category	-
IA Sector	UK All Companies

Identification Codes

Sedol Code	B3PM119
Mex Code	SINCO
Isin Code	GB00B3PM1190
Citi Code	NNC9

Fund Overview

Mid (17/12/2025)	184.50p
Historic yield	4.12%
Fund size (31/10/2025)	£1239.93m
Number of holdings	43
Ongoing Charges	0.89%
Launch date	31/05/1987

Fund Charges

Entry Charge	0.00%
Ongoing Charges	0.89%

Fund Background

Valuation frequency	Daily
Valuation point	12:00
Fund type	Unit Trust
Launch price	£0.50
Fund currency	Pound Sterling
Fund domicile	United Kingdom
ISA allowable	Yes
SIPP allowable	Yes

Dealing

Minimum Investment	£3000000
Minimum Top Up	£100000
Minimum Regular Saving	-
Settlement Period: Buy	4 days
Settlement Period: Sell	4 days
Pricing Basis	Forward
Dealing Decimals	2

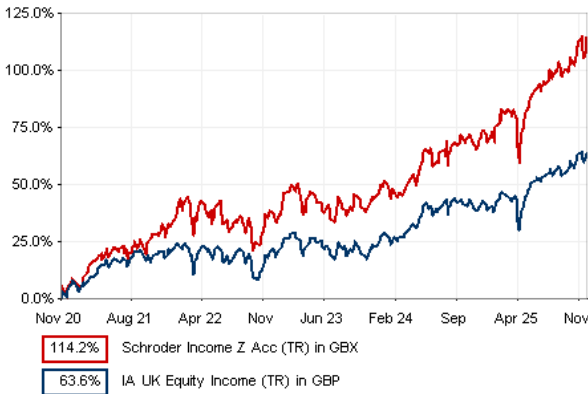
Distribution Dates

Ex dividend date(s)	Income payment date(s)
26 February	25 April
26 August	25 October

Aims

The fund's investment objective is to provide a growing income, predominantly from investment in UK equities. In seeking a yield higher than that offered by the major UK equity indices, the fund will invest primarily in above-average yielding equities rather than fixed interest securities. Investment will be in directly held transferable securities. The fund may also invest in collective investment schemes, warrants and money market instruments.

Performance



Discrete performance - to last month end

	30/11/20 to 30/11/21	30/11/21 to 30/11/22	30/11/22 to 30/11/23	30/11/23 to 30/11/24	30/11/24 to 30/11/25
Fund	27.2%	9.4%	4.1%	19.4%	23.9%
Sector	17.1%	3.5%	1.5%	15.4%	15.1%
Rank	2/62	14/64	13/64	8/64	8/65
Quartile	1	1	1	1	1

Annualised performance

	3 Years to 30/11/25	5 Years to 30/11/25	10 Years to 30/11/25
Fund	15.5%	16.5%	9.5%
Sector	10.5%	10.3%	6.2%
Rank	4/64	1/62	2/55
Quartile	1	1	1

Fund Managers



Name: Nick Kirrage Andrew Evans
Manager for: 1 years, 6 months 3 years

Ratings

FE Crown



Group Details

Group name	Schroder Unit Trusts Limited
Group address	1 London Wall Place, London, EC2Y 5AU United Kingdom
Group telephone	0800 718 777
Dealing telephone	0800 718 788
Email	investorservices@schroders.com
Homepage	www.schroders.co.uk
Fax number	0870 043 4080


Important Information

- Source of portfolio data: Broadridge. Source of performance data: FE fundinfo. We can't predict the future. Past performance isn't a guide to future performance. The figures shown are intended only to demonstrate performance history of the fund, after allowing for the impact of ongoing charges, but take no account of product charges. Ongoing charges may vary in the future and may be higher than they are now. Fund performance is based upon the movement of the daily price and is shown as total return in GBP with income reinvested. The value of your client's investment can go down as well as up and the amount your client gets back may be less than they put in.
- This factsheet is for investment professionals and is for information purposes only. Should you wish to present any of this content to your client, please refer to similar pages on pru.co.uk. You should refer to your client's policy documentation and supporting brochures for fund availability, investment strategy, any product information and charges. Every care has been taken in populating this output, however it must be appreciated that neither Broadridge, Prudential nor their sources guarantee the accuracy, adequacy or completeness of this information or make any warranties regarding results from its usage.


Top 10 Holdings

Name	% Weight	Sector	Country
1 GSK	3.79%	Pharmaceuticals & Biotechnology	United Kingdom
2 VODAFONE GROUP PUBLIC LIMITED COMPANY	3.39%	Telecommunications Service Providers	United Kingdom
3 J SAINSBURY	3.25%	Personal Care, Drug & Grocery Stores	United Kingdom
4 SHELL	3.10%	Non-Renewable Energy	United Kingdom
5 PRUDENTIAL	2.96%	Life Insurance	United Kingdom
6 BARCLAYS	2.87%	Banks	United Kingdom
7 IMPERIAL BRANDS	2.86%	Tobacco	United Kingdom
8 AVIVA	2.85%	Life Insurance	United Kingdom
9 PENNON GROUP	2.75%	Gas, Water & Multi-utilities	United Kingdom
10 TESCO	2.74%	Personal Care, Drug & Grocery Stores	United Kingdom

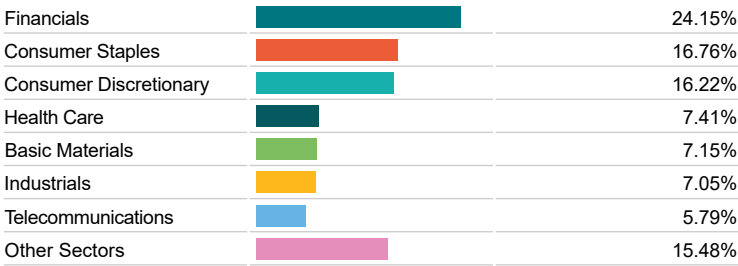
Asset Allocation




Regional Allocation



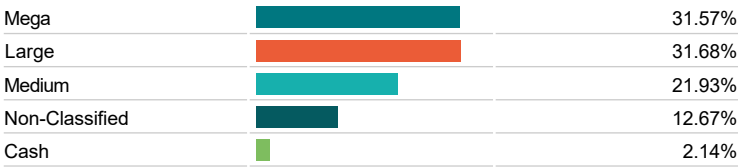
Equity Sector Breakdown



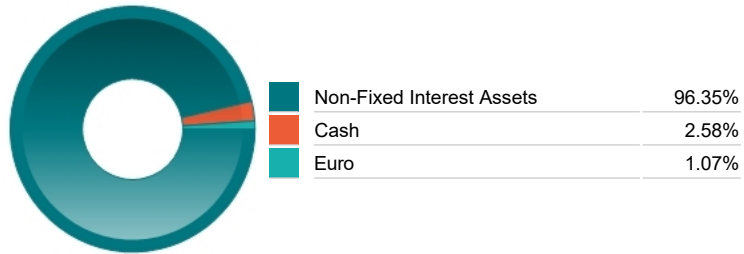
Top Country Breakdown



Breakdown By Market Cap (%)



Fixed Interest Currencies



Important Information

- The Industry Classification Benchmark is a product of FTSE International Limited and has been licensed for use.
- "Prudential" is a trading name of The Prudential Assurance Company Limited, which is registered in England and Wales. Registered office at 10 Fenchurch Avenue, London EC3M 5AG. Registered number 15454. Authorised by the Prudential Regulation Authority and regulated by the Financial Conduct Authority and the Prudential Regulation Authority.

Commentary

Not Applicable

Important Information

• "Prudential" is a trading name of The Prudential Assurance Company Limited, which is registered in England and Wales. Registered office at 10 Fenchurch Avenue, London EC3M 5AG. Registered number 15454. Authorised by the Prudential Regulation Authority and regulated by the Financial Conduct Authority and the Prudential Regulation Authority.