

Benchmark

10% DJ - UBS Commodity Index TR, 10% 7 Day GBP Libid, 40% BofA ML Sterling Large Cap, 20.0% MSCI AC World Index, 15% FTSE All Share, 5% FTSE EPRA/NAREIT Global

Benchmark Category	-
IA Sector	Mixed Investment 20-60% Shares

Identification Codes

Sedol Code	B99P934
Mex Code	-
Isin Code	GB00B99P9349
Citi Code	ODT6

Fund Overview

Mid (07/04/2026)	195.40p
Historic yield	1.23%
Fund size (31/01/2026)	£424.70m
Number of holdings	14735
Ongoing Charges	0.20%
Launch date	30/01/2014

Fund Charges

Entry Charge	0.00%
Ongoing Charges	0.20%

Fund Background

Valuation frequency	Daily
Valuation point	12:00
Fund type	OEIC
Launch price	£1.00
Fund currency	Pound Sterling
Fund domicile	United Kingdom
ISA allowable	Yes
SIPP allowable	Yes

Dealing

Minimum Investment	£1000
Minimum Top Up	£250
Minimum Regular Saving	-
Settlement Period: Buy	3 days
Settlement Period: Sell	3 days
Pricing Basis	Forward
Dealing Decimals	2

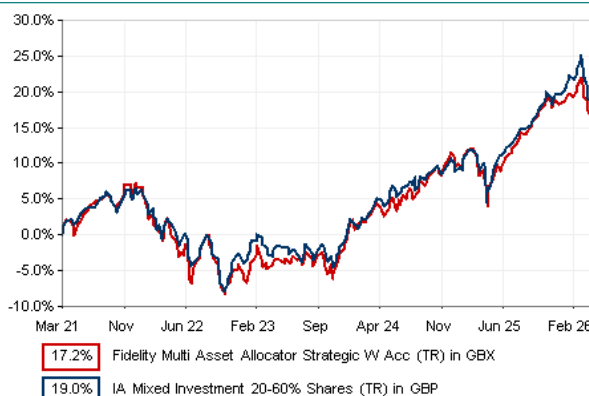
Distribution Dates

Ex dividend date(s)	Income payment date(s)
01 November	31 December

Aims

The Investment Manager will actively select investments for the fund. As part of the investment process, the Investment Manager aims to maintain a fixed allocation of 60% in lower-risk assets (such as debt instruments including global government bonds, global corporate bonds and cash) and 40% higher-risk assets (including global equities, global emerging market equities, global smaller companies and global property securities). This allocation, as well as the breakdown of higher-risk and lower-risk assets, may change according to prevailing market conditions and the efficient management of the portfolio, and will be periodically rebalanced back to its target 60/40 allocation. As part of the Fund's asset allocation process, the Investment Manager will aim to maintain an underlying static asset allocation that is designed in-house and based on proprietary capital market assumptions using quantitative research. For the 60% lower-risk assets, the Fund will aim to maintain an allocation of at least 30% in government bonds and over 20% in corporate bonds. For the 40% higher-risk assets, the Fund will aim to maintain an allocation of at least 20% in global equities with the remainder spread across assets including global real estate investment trusts, global small cap and emerging market equities. The Investment Manager rebalances the strategy regularly back to these static asset allocations and has discretion over when to do so. However, the Portfolio Manager does not take relative positions 'overweight' or 'underweight' versus this static mix. The Fund does not aim to outperform this static asset allocation. The Fund is managed without reference to a benchmark.

Performance




Discrete performance - to last month end

	31/03/21 to 31/03/22	31/03/22 to 31/03/23	31/03/23 to 31/03/24	31/03/24 to 31/03/25	31/03/25 to 31/03/26
Fund	2.4%	-6.4%	9.2%	3.3%	8.3%
Sector	2.7%	-4.8%	7.7%	3.7%	8.9%
Rank	107/164	128/169	46/176	120/189	117/196
Quartile	3	4	2	3	3

Annualised performance

	Annualised		
	3 Years to 31/03/26	5 Years to 31/03/26	10 Years to 31/03/26
Fund	6.9%	3.2%	4.7%
Sector	6.7%	3.5%	4.5%
Rank	89/176	108/164	50/115
Quartile	3	3	2

Fund Managers



Name: Sarah Jane Cawthray Chris Forgan
 Manager for: 5 years, 3 months 8 years, 6 months

Ratings

FE Crown



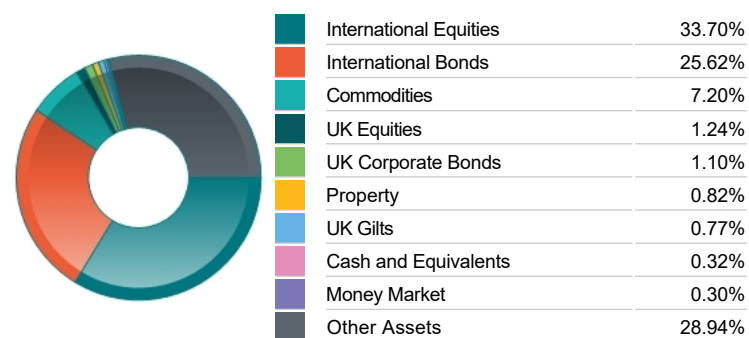
Group Details

Group name	Fidelity International (Onshore)
Group address	Oakhill House 130 Tonbridge Road Hildenborough Kent TN11 9DZ
Group telephone	0800 41 41 81
Dealing telephone	0800 41 41 81
Email	brokerline@uk.fid-intl.com
Homepage	www.fidelity.co.uk
Fax number	0800 783 9646

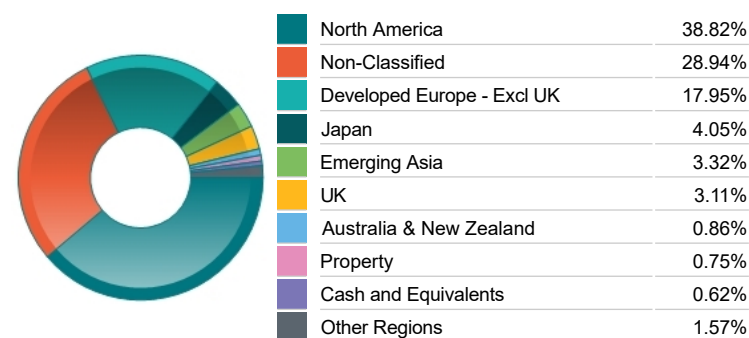
Top 10 Holdings

Name	% Weight	Sector	Country
1 NVIDIA CORPORATION	1.49%	Technology Hardware & Equipment	United States
2 APPLE	1.22%	Technology Hardware & Equipment	United States
3 MICROSOFT CORPORATION	0.98%	Software & Computer Services	United States
4 AMAZON.COM	0.74%	Retailers	United States
5 ALPHABET	0.63%	Software & Computer Services	United States
6 ALPHABET	0.53%	Software & Computer Services	United States
7 TAIWAN SEMICONDUCTOR MANUFACTURING COMPANY LIMITED	0.51%	Technology Hardware & Equipment	Taiwan
8 META PLATFORMS	0.51%	Software & Computer Services	United States
9 BROADCOM	0.47%	Technology Hardware & Equipment	United States
10 TESLA	0.38%	Automobiles & Parts	United States

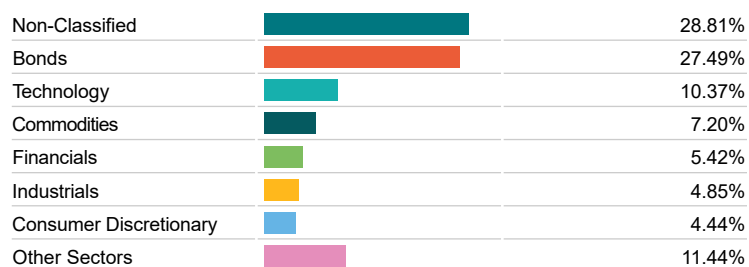
Asset Allocation



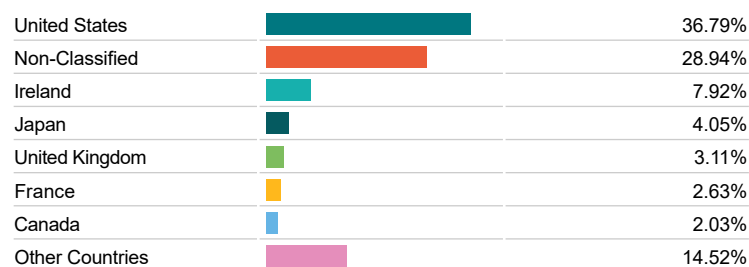
Regional Allocation



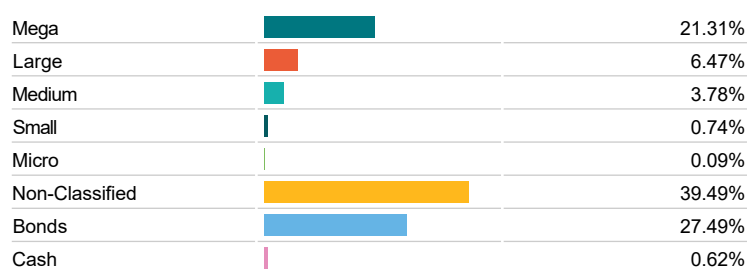
Bond Sector Breakdown



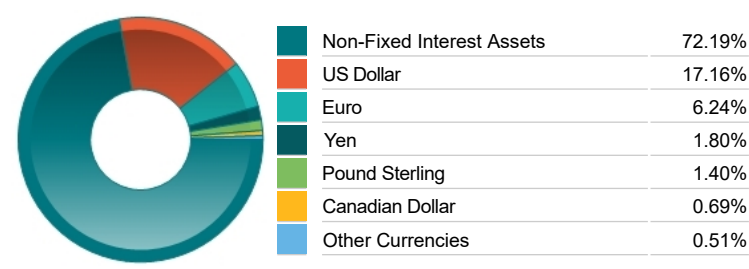
Top Country Breakdown



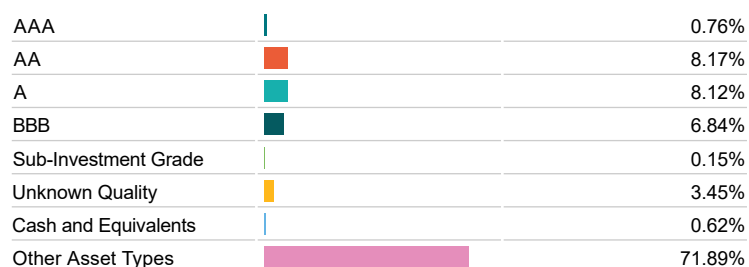
Breakdown By Market Cap (%)



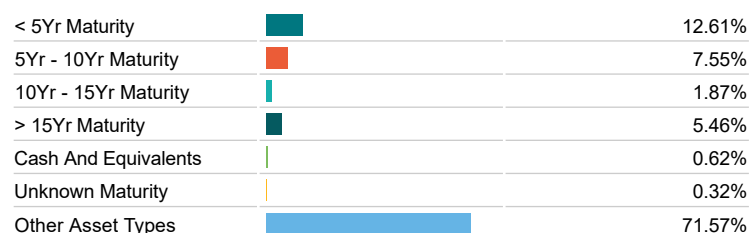
Fixed Interest Currencies



Fixed Interest Quality Profile



Fixed Interest Maturity Profile



Important Information

- The Industry Classification Benchmark is a product of FTSE International Limited and has been licensed for use.
- "Prudential" is a trading name of The Prudential Assurance Company Limited, which is registered in England and Wales. Registered office at 10 Fenchurch Avenue, London EC3M 5AG. Registered number 15454. Authorised by the Prudential Regulation Authority and regulated by the Financial Conduct Authority and the Prudential Regulation Authority.