

Benchmark

Benchmark	IA Property Sector
Benchmark Category	-
IA Sector	Property

Identification Codes

Sedol Code	BK35F39
Mex Code	LGAHP
Isin Code	GB00BK35F390
Citi Code	K6HF

Fund Overview

Bid (12/02/2026)	56.03p
Offer (12/02/2026)	56.49p
Historic yield	2.90%
Fund size (30/12/2025)	£499.88m
Number of holdings	584
Ongoing Charges	0.55%
Launch date	24/05/2014

Fund Charges

Entry Charge	0.00%
Ongoing Charges	0.55%

Fund Background

Valuation frequency	Daily
Valuation point	12:00
Fund type	Unit Trust
Launch price	£0.50
Fund currency	Pound Sterling
Fund domicile	United Kingdom
ISA allowable	Yes
SIPP allowable	Yes

Dealing

Minimum Investment	£1000000
Minimum Top Up	£20000
Minimum Regular Saving	-
Settlement Period: Buy	4 days
Settlement Period: Sell	4 days
Pricing Basis	Forward
Dealing Decimals	3

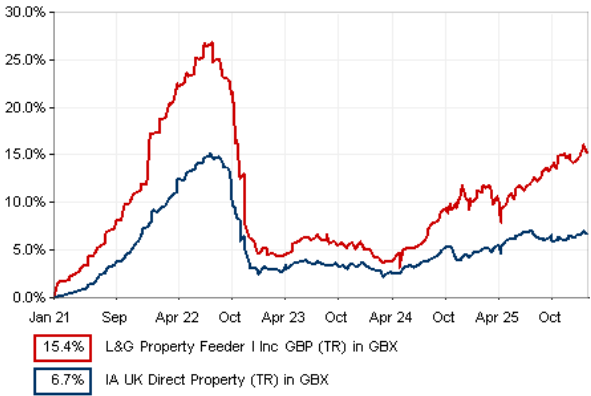
Distribution Dates

Ex dividend date(s)	Income payment date(s)
28 November	28 January
28 February	28 April
28 May	28 July
28 August	28 October

Aims

The objective of this fund is to provide a combination of income and growth by investing solely in the Legal & General UK Property Fund (the 'Master Fund'). It may also hold cash where necessary to enable the making of payments to unitholders or creditors. The fund aims to achieve investment returns very similar to those of the Master Fund. The Master Fund will typically invest at least 80% in a range of UK commercial properties (but this can be as low as 60% where the fund manager deems it to be in the interests of the fund and its shareholders). The Master Fund may invest in all types of commercial property. The Master Fund may occasionally invest in residential property and may also develop properties. The Master Fund may also invest from time to time in commercial properties in the Isle of Man and the Channel Islands. The fund may use derivatives to reduce risk or cost, or to generate additional capital or income with no, or an acceptably low, level of risk. The Master Fund may also invest in other property-related assets, (including property-related UK shares and UK property-related authorised investment funds), money market instruments, deposits, money market-related authorised investment funds and government bonds.

Performance



Discrete performance - to last month end

	31/01/21 to 31/01/22	31/01/22 to 31/01/23	31/01/23 to 31/01/24	31/01/24 to 31/01/25	31/01/25 to 31/01/26
Fund	18.8%	-12.0%	-0.1%	6.7%	3.5%
Sector	9.5%	-5.9%	-0.1%	1.9%	1.7%
Rank	n/a	n/a	n/a	n/a	n/a
Quartile	n/a	n/a	n/a	n/a	n/a

Annualised performance

	3 Years to 31/01/26	5 Years to 31/01/26	10 Years to 31/01/26
Fund	3.4%	2.9%	3.3%
Sector	1.2%	1.3%	1.5%
Rank	n/a	n/a	n/a
Quartile	n/a	n/a	n/a

Fund Managers



Name:	Michael Barrie	Matt Jarvis
Manager for:	20 years	16 years, 1 months

Group Details

Group name	Legal & General Unit Trust Managers Limited
Group address	Legal & General One Coleman Street London EC2R 5AA
Group telephone	0370 050 0955
Dealing telephone	-
Email	investments@landg.com
Homepage	www.lgim.com
Fax number	-


Important Information

- Source of portfolio data: Broadridge. Source of performance data: FE fundinfo. We can't predict the future. Past performance isn't a guide to future performance. The figures shown are intended only to demonstrate performance history of the fund, after allowing for the impact of ongoing charges, but take no account of product charges. Ongoing charges may vary in the future and may be higher than they are now. Fund performance is based upon the movement of the daily price and is shown as total return in GBP with income reinvested. The value of your client's investment can go down as well as up and the amount your client gets back may be less than they put in.
- This factsheet is for investment professionals and is for information purposes only. Should you wish to present any of this content to your client, please refer to similar pages on pru.co.uk. You should refer to your client's policy documentation and supporting brochures for fund availability, investment strategy, any product information and charges. Every care has been taken in populating this output, however it must be appreciated that neither Broadridge, Prudential nor their sources guarantee the accuracy, adequacy or completeness of this information or make any warranties regarding results from its usage.

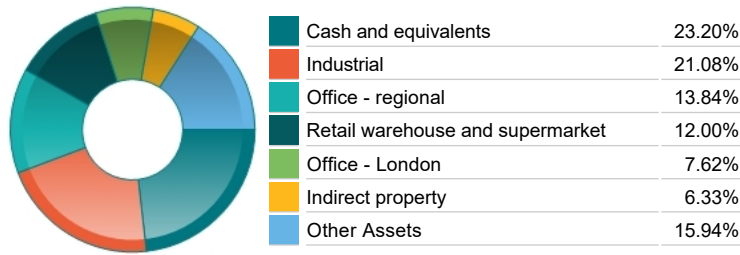
Top 10 Holdings

Name	% Weight	Sector	Country
1 L&G FREEHOLD PROPERTY	36.71%	Property	Direct Property and REITs
2 L&G FREEHOLD PROPERTY	20.48%	Property	Direct Property and REITs
3 PROLOGIS	2.25%	Real Estate Investment Trusts	Direct Property and REITs
4 EQUINIX	1.68%	Real Estate Investment Trusts	United States
5 WELLTOWER	1.50%	Real Estate Investment Trusts	Direct Property and REITs
6 DIGITAL REALTY TRUST	1.12%	Real Estate Investment Trusts	United States
7 Simon Property Group Inc Simon Property Group Inc USD0.0001	1.10%	Real Estate Investment Trusts	Direct Property and REITs
8 GOODMAN GROUP	0.89%	Real Estate Investment Trusts	Direct Property and REITs
9 AVALONBAY COMMUNITIES	0.84%	Real Estate Investment Trusts	Direct Property and REITs
10 Realty Income Corporation Realty Income Corporation USD1	0.52%	Real Estate Investment Trusts	Direct Property and REITs

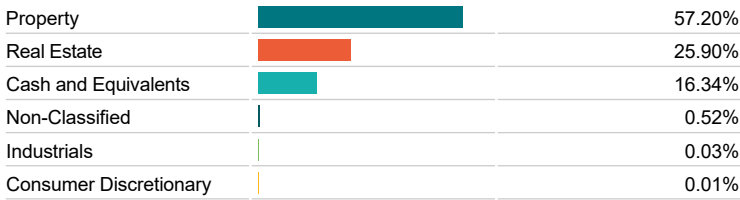
Asset Allocation



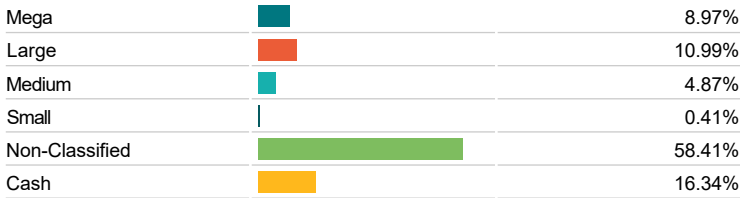
Asset Allocation



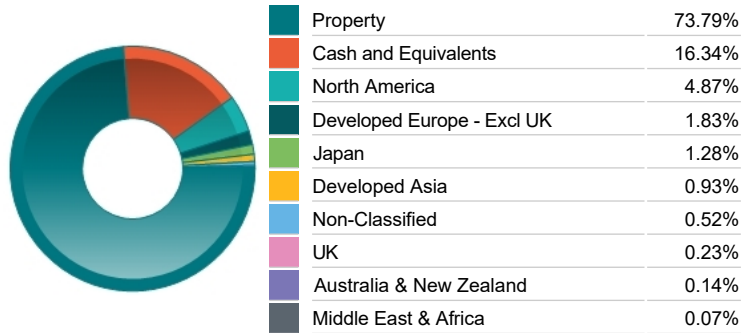
Equity Sector Breakdown



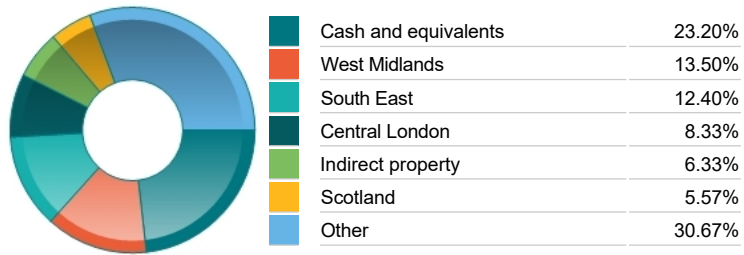
Breakdown By Market Cap (%)



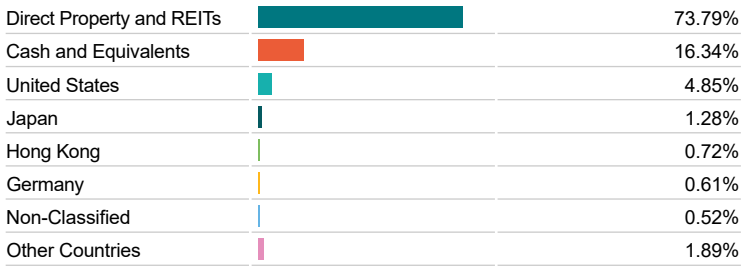
Regional Allocation



Property Regions



Top Country Breakdown



Important Information

- The Industry Classification Benchmark is a product of FTSE International Limited and has been licensed for use.
- "Prudential" is a trading name of The Prudential Assurance Company Limited, which is registered in England and Wales. Registered office at 10 Fenchurch Avenue, London EC3M 5AG. Registered number 15454. Authorised by the Prudential Regulation Authority and regulated by the Financial Conduct Authority and the Prudential Regulation Authority.