

Benchmark

Benchmark	FTSE Europe ex UK
Benchmark Category	-
IA Sector	Europe Excluding UK

Identification Codes

Sedol Code	B0CNGR5
Mex Code	LGETIA
Isin Code	GB00B0CNGR59
Citi Code	L558

Fund Overview

Mid (20/06/2025)	714.00p
Historic yield	2.50%
Fund size (30/04/2025)	£3125.10m
Number of holdings	616
Ongoing Charges	0.12%
Launch date	01/08/2006

Fund Charges

Entry Charge	0.00%
Ongoing Charges	0.12%

Fund Background

Valuation frequency	Daily
Valuation point	12:00
Fund type	Unit Trust
Launch price	£1.00
Fund currency	Pound Sterling
Fund domicile	United Kingdom
ISA allowable	Yes
SIPP allowable	Yes

Dealing

Minimum Investment	£1000000
Minimum Top Up	£20000
Minimum Regular Saving	-
Settlement Period: Buy	4 days
Settlement Period: Sell	4 days
Pricing Basis	Forward
Dealing Decimals	3

Distribution Dates

Ex dividend date(s)	Income payment date(s)
31 July	30 September

Aims

The objective of this fund is to provide growth by tracking the performance of the FTSE World Europe ex UK Index. The fund will invest almost entirely in company shares. The fund's investments will closely match those that make up the Index. The Index consists of a broad spread of European company shares (excluding UK companies). The fund may use derivatives to reduce risk or cost, or to generate additional capital or income with no, or an acceptably low, level of risk.

Performance



Discrete performance - to last month end

	31/05/20 to 31/05/21	31/05/21 to 31/05/22	31/05/22 to 31/05/23	31/05/23 to 31/05/24	31/05/24 to 31/05/25
Fund	24.9%	-1.7%	9.3%	15.8%	7.5%
Sector	27.5%	-3.4%	6.9%	15.6%	6.0%
Rank	87/120	48/123	44/127	71/128	56/128
Quartile	3	2	2	3	2

Annualised performance

	3 Years to 31/05/25	5 Years to 31/05/25	10 Years to 31/05/25
Fund	10.8%	10.8%	8.3%
Sector	9.4%	10.0%	7.8%
Rank	47/127	63/120	46/95
Quartile	2	3	2

Fund Managers



Name: LGIM Index Fund Management Team
Manager for: 11 years, 8 months

Group Details

Group name	Legal & General Unit Trust Managers Limited
Group address	Legal & General One Coleman Street London EC2R 5AA
Group telephone	0370 050 0955
Dealing telephone	-
Email	investments@landg.com
Homepage	www.lgim.com
Fax number	-


Important Information

- Source of portfolio data: Broadridge. Source of performance data: FE fundinfo. We can't predict the future. Past performance isn't a guide to future performance. The figures shown are intended only to demonstrate performance history of the fund, after allowing for the impact of ongoing charges, but take no account of product charges. Ongoing charges may vary in the future and may be higher than they are now. Fund performance is based upon the movement of the daily price and is shown as total return in GBP with income reinvested. The value of your client's investment can go down as well as up and the amount your client gets back may be less than they put in.
- This factsheet is for investment professionals and is for information purposes only. Should you wish to present any of this content to your client, please refer to similar pages on pru.co.uk. You should refer to your client's policy documentation and supporting brochures for fund availability, investment strategy, any product information and charges. Every care has been taken in populating this output, however it must be appreciated that neither Broadridge, Prudential nor their sources guarantee the accuracy, adequacy or completeness of this information or make any warranties regarding results from its usage.


Top 10 Holdings

Name	% Weight	Sector	Country
1 SAP SE	3.35%	Software & Computer Services	Germany
2 NESTLE S.A.	2.85%	Food Producers	Switzerland
3 ASML HOLDING N.V.	2.71%	Technology Hardware & Equipment	Netherlands
4 ROCHE HOLDING AG	2.41%	Pharmaceuticals & Biotechnology	Switzerland
5 NOVARTIS AG	2.35%	Pharmaceuticals & Biotechnology	Switzerland
6 NOVO NORDISK A/S	2.25%	Pharmaceuticals & Biotechnology	Denmark
7 SIEMENS AKTIENGESELLSCHAFT	1.81%	General Industrials	Germany
8 ALLIANZ SE	1.68%	Non-life Insurance	Germany
9 LVMH MOET HENNESSY LOUIS VUITTON	1.44%	Personal Goods	France
10 SCHNEIDER ELECTRIC SE	1.31%	Electronic & Electrical Equipment	France

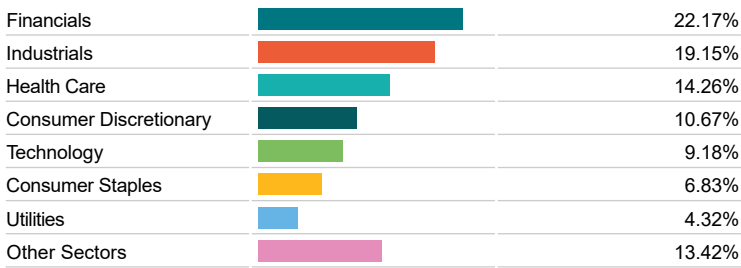
Asset Allocation



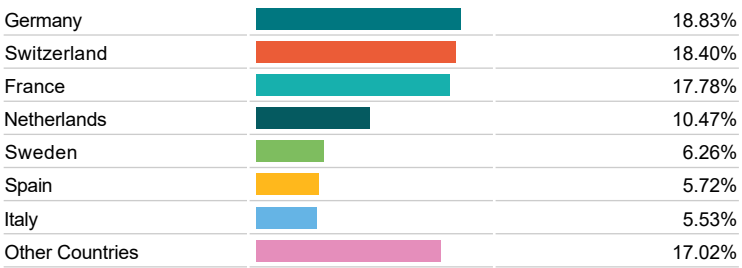
Regional Allocation



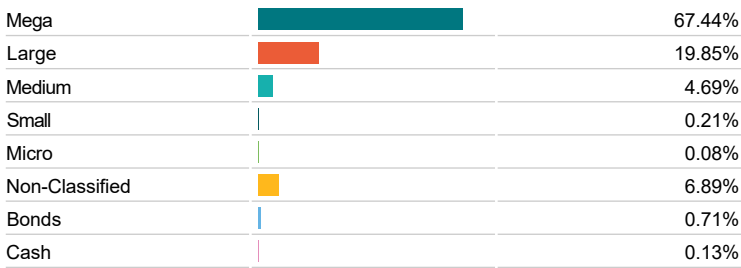
Equity Sector Breakdown



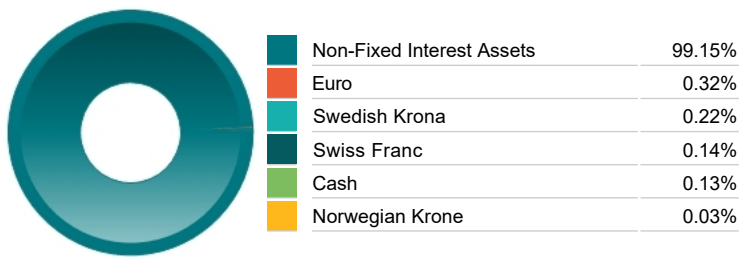
Top Country Breakdown



Breakdown By Market Cap (%)



Fixed Interest Currencies



Important Information

- The Industry Classification Benchmark is a product of FTSE International Limited and has been licensed for use.
- "Prudential" is a trading name of The Prudential Assurance Company Limited, which is registered in England and Wales. Registered office at 10 Fenchurch Avenue, London EC3M 5AG. Registered number 15454. Authorised by the Prudential Regulation Authority and regulated by the Financial Conduct Authority and the Prudential Regulation Authority.

Commentary

European equity markets posted a sharp year-end rally, with leading indices returning to levels that were last recorded prior to the collapse of Lehman Brothers in Autumn 2008. The rally was surprisingly broad-based, with equities in Spain, Portugal, Italy and Ireland gaining significant ground. Year-end momentum was attributed to heightened expectations of global economic recovery, with investors less worried about European contagion risk and US recession risk. Despite concerns that the manufacturing recovery would be lacklustre and short-lived, the reality has been very different. December's batch of official data, in the form of a variety of survey-based indicators (NY Empire State, Philly Fed and the European Purchasing Managers Index), point to continued momentum in manufacturing activity. Encouragingly, euro-zone data has continued to be demonstrably resilient. The survey of European economic sentiment rose in December, while third-quarter preliminary GDP was unrevised at 1.9% year-on-year and the closely watched German IFO business climate index increased to a record high. At the sector level, cyclicals remained in favour, with steel, forestry/paper and mining all amongst the leaders. The top performing blue-chip stock was Italian auto manufacturer Fiat, which announced plans to separate its industrial holdings from the core car-making business. Austrian-listed OMV, central Europe's largest oil company, was also amongst the leaders as the price of crude breached \$90/barrel.

Important Information

- "Prudential" is a trading name of The Prudential Assurance Company Limited, which is registered in England and Wales. Registered office at 10 Fenchurch Avenue, London EC3M 5AG. Registered number 15454. Authorised by the Prudential Regulation Authority and regulated by the Financial Conduct Authority and the Prudential Regulation Authority.