

**Benchmark**

Benchmark	S&P 500 Index (Net of 15% withholding tax)
Benchmark Category	-
IA Sector	North America

**Identification Codes**

Sedol Code	B2Q5DQ9
Mex Code	-
Isin Code	GB00B2Q5DQ98
Citi Code	BJX0

**Fund Overview**

Mid (09/04/2026)	609.80p
Historic yield	0.38%
Fund size (28/02/2026)	£1059.69m
Number of holdings	590
Ongoing Charges	0.61%
Launch date	28/04/2008

**Fund Charges**

Entry Charge	0.00%
Ongoing Charges	0.61%

**Fund Background**

Valuation frequency	Daily
Valuation point	12:00
Fund type	ICVC
Launch price	£0.50
Fund currency	Pound Sterling
Fund domicile	United Kingdom
ISA allowable	Yes
SIPP allowable	Yes

**Dealing**

Minimum Investment	£5000000
Minimum Top Up	£100000
Minimum Regular Saving	-
Settlement Period: Buy	3 days
Settlement Period: Sell	3 days
Pricing Basis	Forward
Dealing Decimals	3

**Distribution Dates**

Ex dividend date(s)	Income payment date(s)
01 February	30 April

**Aims**

To invest in a portfolio of North American securities. The current policy is to invest for capital growth without any distribution target.

**Performance**




**Discrete performance - to last month end**

	31/03/21 to 31/03/22	31/03/22 to 31/03/23	31/03/23 to 31/03/24	31/03/24 to 31/03/25	31/03/25 to 31/03/26
Fund	23.7%	-7.1%	29.6%	1.8%	7.4%
Sector	16.1%	-4.0%	25.1%	2.2%	11.8%
Rank	14/220	141/235	77/243	156/251	222/271
Quartile	1	3	2	3	4

**Annualised performance**

	Annualised		
	3 Years to 31/03/26	5 Years to 31/03/26	10 Years to 31/03/26
Fund	12.3%	10.2%	14.1%
Sector	12.7%	9.8%	12.9%
Rank	160/243	103/220	41/144
Quartile	3	2	2

**Fund Managers**



Name:	Steven Lee	Scott Davis
Manager for:	7 years	9 years, 8 months

**Ratings**

FE Crown ★★★★★

**Group Details**

Group name	JPMorgan Fund ICVC
Group address	JPMorgan Fund ICVC
Group telephone	1234567891
Dealing telephone	-
Email	-
Homepage	www.JPMAM.com
Fax number	-


**Important Information**

- Source of portfolio data: Broadridge. Source of performance data: FE fundinfo. We can't predict the future. Past performance isn't a guide to future performance. The figures shown are intended only to demonstrate performance history of the fund, after allowing for the impact of ongoing charges, but take no account of product charges. Ongoing charges may vary in the future and may be higher than they are now. Fund performance is based upon the movement of the daily price and is shown as total return in GBP with income reinvested. The value of your client's investment can go down as well as up and the amount your client gets back may be less than they put in.
- This factsheet is for investment professionals and is for information purposes only. Should you wish to present any of this content to your client, please refer to similar pages on pru.co.uk. You should refer to your client's policy documentation and supporting brochures for fund availability, investment strategy, any product information and charges. Every care has been taken in populating this output, however it must be appreciated that neither Broadridge, Prudential nor their sources guarantee the accuracy, adequacy or completeness of this information or make any warranties regarding results from its usage.

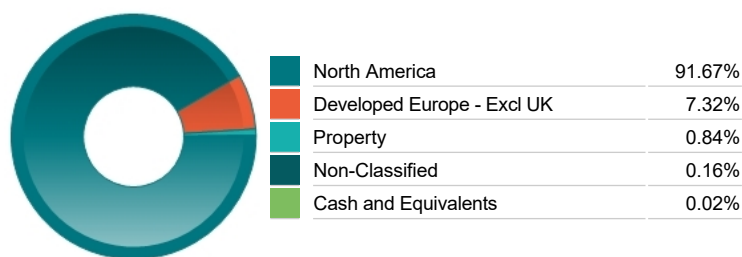
**Top 10 Holdings**

Name	% Weight	Sector	Country
1 NVIDIA CORPORATION	8.68%	Technology Hardware & Equipment	United States
2 APPLE	7.37%	Technology Hardware & Equipment	United States
3 MICROSOFT CORPORATION	5.55%	Software & Computer Services	United States
4 ALPHABET	4.93%	Software & Computer Services	United States
5 AMAZON.COM	4.70%	Retailers	United States
6 META PLATFORMS	3.58%	Software & Computer Services	United States
7 BROADCOM	3.06%	Technology Hardware & Equipment	United States
8 WELLS FARGO & COMPANY	3.00%	Banks	United States
9 BAKER HUGHES HOLDINGS LLC	2.76%	Non-Renewable Energy	United States
10 MASTERCARD INCORPORATED	2.68%	Industrial Support Services	United States

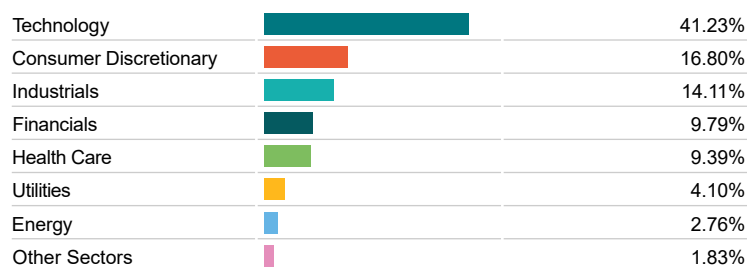
**Asset Allocation**




**Regional Allocation**



**Equity Sector Breakdown**



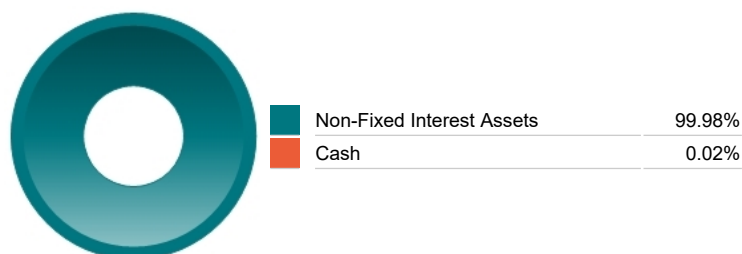
**Top Country Breakdown**



**Breakdown By Market Cap (%)**



**Fixed Interest Currencies**



**Important Information**

- The Industry Classification Benchmark is a product of FTSE International Limited and has been licensed for use.
- "Prudential" is a trading name of The Prudential Assurance Company Limited, which is registered in England and Wales. Registered office at 10 Fenchurch Avenue, London EC3M 5AG. Registered number 15454. Authorised by the Prudential Regulation Authority and regulated by the Financial Conduct Authority and the Prudential Regulation Authority.