

Benchmark

Benchmark	FTSE Actuaries UK Conventional Gilts All Stocks Index
Benchmark Category	Target
IA Sector	UK Gilt

Identification Codes

Sedol Code	B734BY8
Mex Code	-
Isin Code	GB00B734BY83
Citi Code	0ZDP

Fund Overview

Mid (11/02/2026)	1035.15p
Distribution yield	4.16%
Underlying yield	4.16%
Fund size (31/12/2025)	£371.10m
Number of holdings	112
Ongoing Charges	0.25%
Launch date	09/12/1980

Fund Charges

Entry Charge	0.00%
Ongoing Charges	0.25%

Fund Background

Valuation frequency	Daily
Valuation point	12:00
Fund type	OEIC
Launch price	£0.48
Fund currency	Pound Sterling
Fund domicile	United Kingdom
ISA allowable	Yes
SIPP allowable	Yes

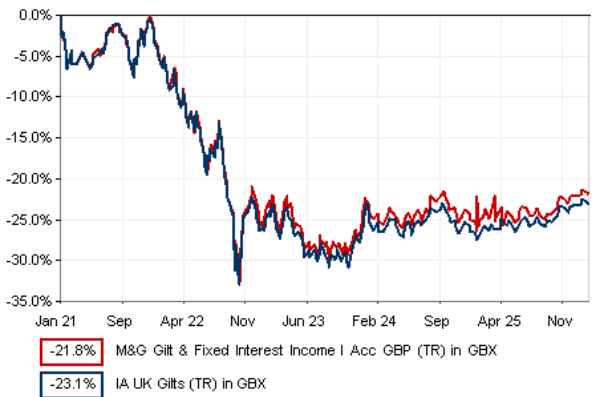
Dealing

Minimum Investment	-
Minimum Top Up	-
Minimum Regular Saving	-
Settlement Period: Buy	3 days
Settlement Period: Sell	3 days
Pricing Basis	Forward
Dealing Decimals	3

Aims

The Fund aims to provide a higher total return (the combination of capital growth and income), net of the Ongoing Charge Figure, than that of the FTSE UK Conventional Gilts All Stocks Index over any five-year period.

Performance




Discrete performance - to last month end

	31/01/21 to 31/01/22	31/01/22 to 31/01/23	31/01/23 to 31/01/24	31/01/24 to 31/01/25	31/01/25 to 31/01/26
Fund	-6.4%	-18.3%	-1.4%	0.0%	3.7%
Sector	-6.8%	-19.1%	-1.4%	-0.4%	4.0%
Rank	6/25	10/26	9/28	16/28	24/29
Quartile	1	2	2	3	4

Annualised performance

	3 Years to 31/01/26	5 Years to 31/01/26	10 Years to 31/01/26
Fund	0.7%	-4.8%	-0.6%
Sector	0.7%	-5.1%	-0.4%
Rank	14/28	9/25	11/19
Quartile	2	2	3

Fund Managers



Name: Miles Tym
Manager for: 5 years, 3 months

Ratings

FE Crown



Group Details

Group name	M&G Investments
Group address	10 Fenchurch Avenue London EC3M 5AG United Kingdom
Group telephone	0800 390 390
Dealing telephone	0800 328 3196
Email	info@mandg.co.uk
Homepage	www.mandg.co.uk
Fax number	-

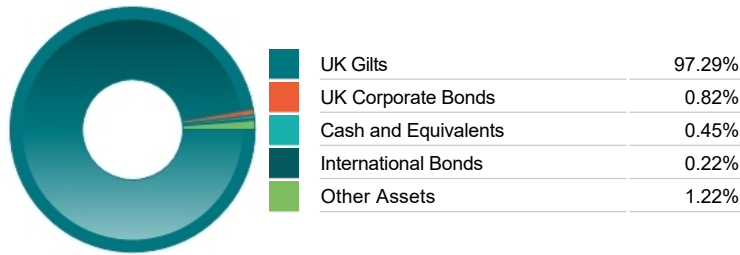
Important Information

- Source of portfolio data: Broadridge. Source of performance data: FE fundinfo. We can't predict the future. Past performance isn't a guide to future performance. The figures shown are intended only to demonstrate performance history of the fund, after allowing for the impact of ongoing charges, but take no account of product charges. Ongoing charges may vary in the future and may be higher than they are now. Fund performance is based upon the movement of the daily price and is shown as total return in GBP with income reinvested. The value of your client's investment can go down as well as up and the amount your client gets back may be less than they put in.
- This factsheet is for investment professionals and is for information purposes only. Should you wish to present any of this content to your client, please refer to similar pages on pru.co.uk. You should refer to your client's policy documentation and supporting brochures for fund availability, investment strategy, any product information and charges. Every care has been taken in populating this output, however it must be appreciated that neither Broadridge, Prudential nor their sources guarantee the accuracy, adequacy or completeness of this information or make any warranties regarding results from its usage.

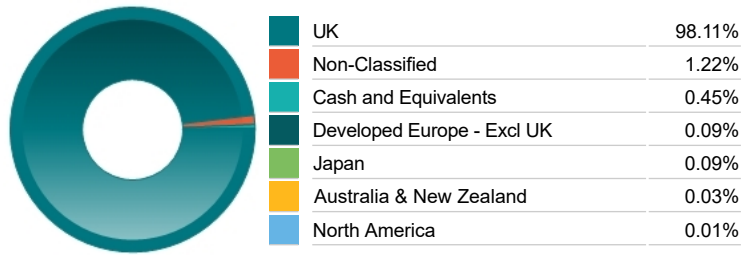
Top 10 Holdings

Name	% Weight	Sector	Country
1 4% Treasury Gilt 2029	15.68%	Bonds	United Kingdom
2 1¼% Treasury Gilt 2051	15.52%	Bonds	United Kingdom
3 4¼% Treasury Gilt 2027	12.91%	Bonds	United Kingdom
4 4¾% Treasury Gilt 2043	11.03%	Bonds	United Kingdom
5 ½% Treasury Gilt 2029	9.54%	Bonds	United Kingdom
6 3¼% Treasury Gilt 2038	8.25%	Bonds	United Kingdom
7 1¼% Index-linked Treasury Gilt 2038	5.59%	Bonds	United Kingdom
8 4¼% Treasury Gilt 2029	3.67%	Bonds	United Kingdom
9 4¾% Treasury Gilt 2028	3.49%	Bonds	United Kingdom
10 1% Treasury Gilt 2032	3.27%	Bonds	United Kingdom

Asset Allocation



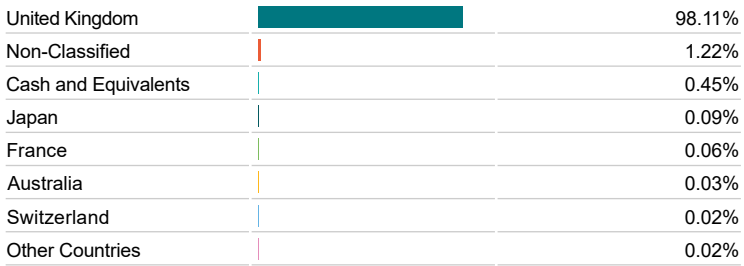
Regional Allocation



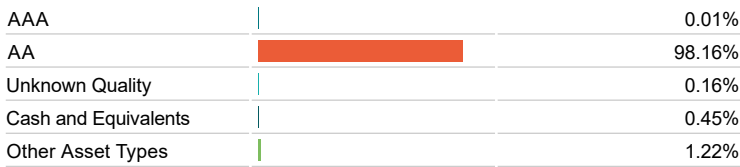
Bond Sector Breakdown



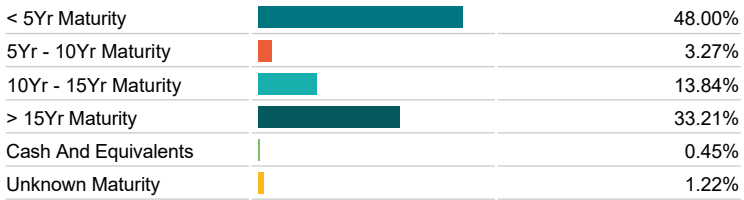
Top Country Breakdown




Fixed Interest Quality Profile



Fixed Interest Maturity Profile



Fixed Interest Currencies



Important Information

- The Industry Classification Benchmark is a product of FTSE International Limited and has been licensed for use.
- "Prudential" is a trading name of The Prudential Assurance Company Limited, which is registered in England and Wales. Registered office at 10 Fenchurch Avenue, London EC3M 5AG. Registered number 15454. Authorised by the Prudential Regulation Authority and regulated by the Financial Conduct Authority and the Prudential Regulation Authority.