

Benchmark

Benchmark	IA UK All Companies Sector Average
Benchmark Category	-
IA Sector	UK All Companies

Identification Codes

Sedol Code	B3V1C06
Mex Code	MYAAAI
Isin Code	GB00B3V1C060
Citi Code	IVZ0

Fund Overview

Bid (17/05/2024)	5726.90p
Offer (17/05/2024)	5774.92p
Historic yield	2.16%
Fund size (31/03/2024)	£429.68m
Number of holdings	76
Ongoing Charges	0.91%
Launch date	26/04/2010

Fund Charges

Entry Charge	0.00%
Ongoing Charges	0.91%

Fund Background

Valuation frequency	Daily
Valuation point	12:00
Fund type	Unit Trust
Launch price	£1.00
Fund currency	Pound Sterling
Fund domicile	United Kingdom
ISA allowable	Yes
SIPP allowable	Yes

Dealing

Minimum Investment	£100000
Minimum Top Up	£100
Minimum Regular Saving	-
Settlement Period: Buy	3 days
Settlement Period: Sell	3 days
Pricing Basis	Forward
Dealing Decimals	3

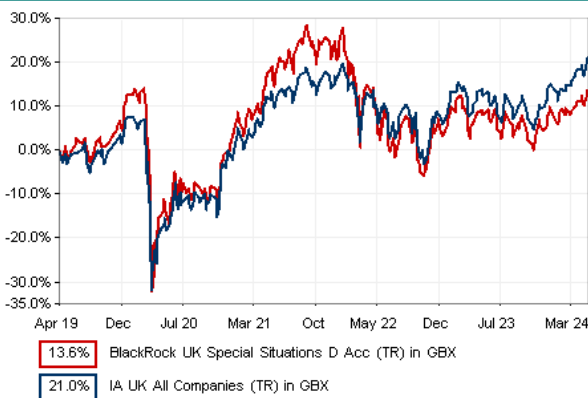
Distribution Dates

Ex dividend date(s)	Income payment date(s)
01 March	30 April
01 September	31 October

Aims

The aim of the BlackRock UK Special Situations Fund is to achieve long-term capital growth for investors. The Fund invests primarily in the shares of companies incorporated or listed in the UK and will normally have an emphasis on small or medium sized companies. The Fund may also invest in collective investment schemes. Small and medium sized companies are those whose market capitalisation is lower than that of companies in the FTSE 100 Index at the time of the Fund's investment.

Performance



Discrete performance - to last month end

	30/04/19 to 30/04/20	30/04/20 to 30/04/21	30/04/21 to 30/04/22	30/04/22 to 30/04/23	30/04/23 to 30/04/24
Fund	-11.2%	31.8%	-6.0%	-1.7%	5.0%
Sector	-14.6%	30.3%	-0.1%	1.8%	6.9%
Rank	60/214	77/219	172/224	169/230	166/232
Quartile	2	2	4	3	3

Annualised performance

	3 Years to 30/04/24	5 Years to 30/04/24	10 Years to 30/04/24
Fund	-1.0%	2.6%	5.2%
Sector	2.8%	3.9%	5.0%
Rank	166/224	163/214	101/185
Quartile	3	4	3

Fund Managers



Name: Roland Arnold
Manager for: 8 years, 9 months

Ratings

FE Crown



Group Details

Group name	BlackRock Investment Management (UK) Limited
Group address	12 Throgmorton Avenue London EC2N 2DL
Group telephone	08457 405 405
Dealing telephone	0800 445522
Email	broker.services@blackrock.com
Homepage	www.blackrock.co.uk
Fax number	020 7743 1135


Important Information

- Source of portfolio data: Broadridge. Source of performance data: FE fundinfo. We can't predict the future. Past performance isn't a guide to future performance. The figures shown are intended only to demonstrate performance history of the fund, after allowing for the impact of ongoing charges, but take no account of product charges. Ongoing charges may vary in the future and may be higher than they are now. Fund performance is based upon the movement of the daily price and is shown as total return in GBP with income reinvested. The value of your client's investment can go down as well as up and the amount your client gets back may be less than they put in.
- This factsheet is for investment professionals and is for information purposes only. Should you wish to present any of this content to your client, please refer to similar pages on pru.co.uk. You should refer to your client's policy documentation and supporting brochures for fund availability, investment strategy, any product information and charges. Every care has been taken in populating this output, however it must be appreciated that neither Broadridge, Prudential nor their sources guarantee the accuracy, adequacy or completeness of this information or make any warranties regarding results from its usage.


Top 10 Holdings

Name	% Weight	Sector	Country
1 ASTRAZENECA	4.04%	Pharmaceuticals & Biotechnology	United Kingdom
2 LONDON STOCK EXCHANGE GROUP	4.00%	Finance & Credit Services	United Kingdom
3 SHELL	3.81%	Non-Renewable Energy	United Kingdom
4 RIO TINTO	3.14%	Industrial Metals & Mining	United Kingdom
5 RELX	3.08%	Media	United Kingdom
6 GAMMA COMMUNICATIONS	2.81%	Telecommunications Service Providers	United Kingdom
7 4IMPRINT GROUP	2.81%	Media	United Kingdom
8 BP	2.77%	Non-Renewable Energy	United Kingdom
9 UNILEVER	2.62%	Personal Care, Drug & Grocery Stores	United Kingdom
10 HSBC HOLDINGS	2.52%	Banks	United Kingdom

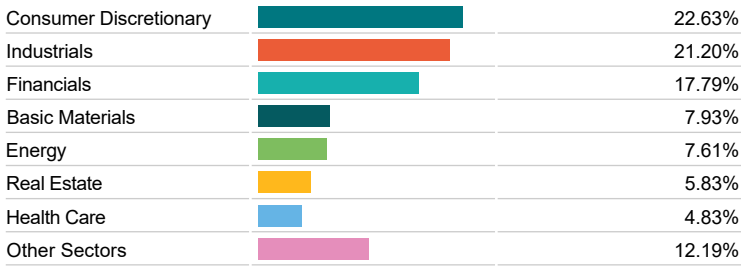
Asset Allocation



Regional Allocation



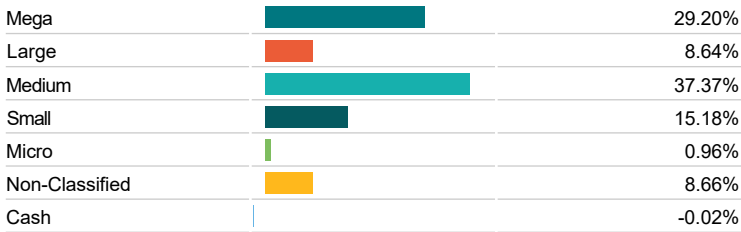
Equity Sector Breakdown




Top Country Breakdown



Breakdown By Market Cap (%)



Fixed Interest Currencies



Important Information

• The Industry Classification Benchmark is a product of FTSE International Limited and has been licensed for use. "Prudential" is a trading name of The Prudential Assurance Company Limited, which is registered in England and Wales. Registered office at 10 Fenchurch Avenue, London EC3M 5AG. Registered number 15454. Authorised by the Prudential Regulation Authority and regulated by the Financial Conduct Authority and the Prudential Regulation Authority.