

Benchmark

| | |
|-----------|-----------------------------------|
| Benchmark | Composite |
| Sector | OI Mixed Investment 20-60% Shares |

Identification Codes

| | |
|------------|--------------|
| Sedol Code | 0794648 |
| Mex Code | SBEED |
| Isin Code | IE0007946480 |
| Citi Code | SY36 |

Fund Overview

| | |
|------------------------|------------|
| Bid (16/08/2022) | 3.25 |
| Offer (16/08/2022) | 3.42 |
| Fund size (30/06/2022) | \$3.31m |
| Number of holdings | 3902 |
| Launch date | 30/06/1994 |

Fund Charges

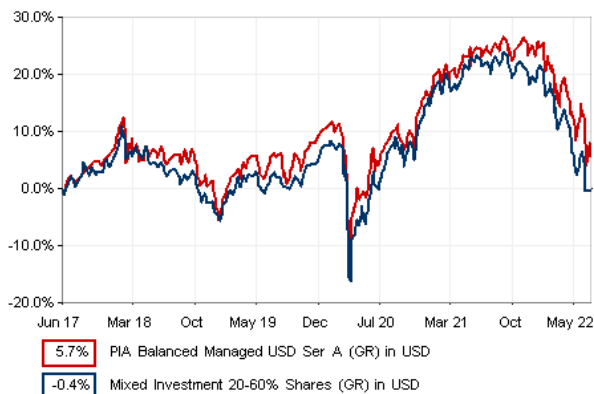
| | |
|--------------------------------|--------------|
| Annual Management Charge (AMC) | 1.75% |
| Further Costs | 0.03% |
| Yearly Total | 1.78% |

Aims

Objective: The fund aims to maximise long-term growth (the combination of income and growth of capital).

Fund Investments: The fund will invest in a portfolio of international equity funds, international fixed income funds and cash. The fund is denominated in US dollars.

Performance




Discrete performance - to last month end

| | 31/07/17 to 31/07/18 | 31/07/18 to 31/07/19 | 31/07/19 to 31/07/20 | 31/07/20 to 31/07/21 | 31/07/21 to 31/07/22 |
|----------|----------------------|----------------------|----------------------|----------------------|----------------------|
| Fund | 4.6% | -1.1% | 2.1% | 16.3% | -11.6% |
| Sector | 1.5% | -1.9% | 4.7% | 15.4% | -17.0% |
| Rank | 19/212 | 101/233 | 171/243 | 123/260 | 41/271 |
| Quartile | 1 | 2 | 3 | 2 | 1 |

Annualised performance

| | Annualised | | |
|----------|---------------------|---------------------|----------------------|
| | 3 Years to 31/07/22 | 5 Years to 31/07/22 | 10 Years to 31/07/22 |
| Fund | 1.6% | 1.7% | 4.4% |
| Sector | 0.1% | 0.0% | 1.3% |
| Rank | 58/243 | 39/212 | 8/141 |
| Quartile | 1 | 1 | 1 |

Fund Managers



Name: M&G Treasury & Investment Office
 Manager for: 28 years, 1 months

Ratings

FE Crown



Important Information

- Because of changes in exchange rates the value of your investment, as well as any money you take from it, can go down as well as up.
- Some funds may invest in 'underlying' funds or other investment vehicles. The performance of our fund, compared to what it's invested in won't be exactly the same. That can be due to additional charges, cash management (needed to help people to enter and leave our fund when they want), tax and the timing of investments (this is known as a fund's dealing cycle, it varies between managers and can be several days).
- Source of portfolio data: Broadridge. Source of performance data: FE fundinfo. We can't predict the future. Past performance isn't a guide to future performance. The figures shown are intended only to demonstrate performance history of the fund, after allowing for the impact of fund charges and further costs, but take no account of product charges, or any Annual Management Charge paid for by the deduction of units. Charges and further costs may vary in the future and may be higher than they are now. Fund performance is based upon the movement of the daily price and is shown as total return in the fund's currency of denomination with gross income reinvested. The value of your client's investment can go down as well as up and the amount your client gets back may be less than they put in.
- This factsheet is for investment professionals and is for information purposes only. Should you wish to present any of this content to your client, please refer to similar pages on pru.co.uk. You should refer to your client's policy documentation and supporting brochures for fund availability, investment strategy, any product information and charges. Every care has been taken in populating this output, however it must be appreciated that neither Broadridge, Prudential nor their sources guarantee the accuracy, adequacy or completeness of this information or make any warranties regarding results from its usage.

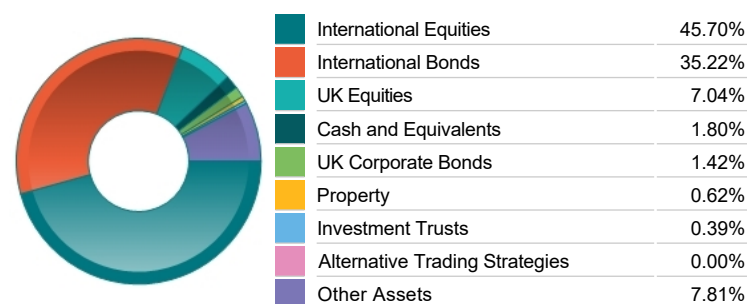
Top 10 Fund Holdings

| Name | % Weight |
|---|----------|
| 1 M&G (1) US Corporate Bond - | 30.50% |
| 2 M&G (ACS) Blackrock US Equity Z3A | 22.26% |
| 3 M&G (1) us Short Duration Corporate Bond - | 13.27% |
| 4 M&G (1) Asia Pacific (ex Japan) Equity Class GBPZ2A | 10.66% |
| 5 PIA UK Equity Ser A | 8.67% |
| 6 M&G (LUX) FCP Europe ex UK Equity Fund Z3A Acc | 6.95% |
| 7 M&G (ACS) Japan Equity Fund Z3A Acc | 4.39% |
| 8 M&G (LUX) FCP Europe ex UK Index Fund Z3A Acc | 2.34% |

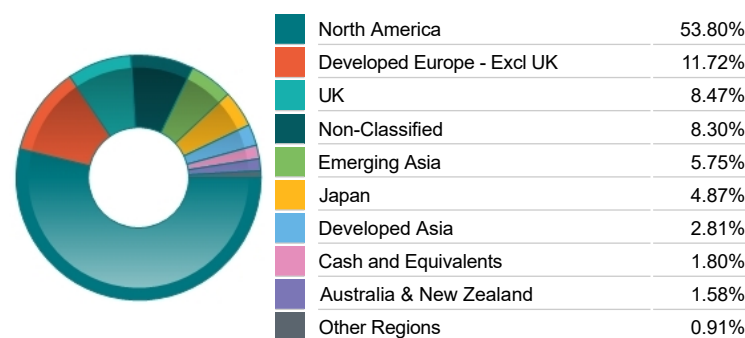
Top 10 Holdings

| Name | % Weight |
|--|----------|
| 1 CBT US LON BON SEP22 | 1.86% |
| 2 MICROSOFT CORP | 1.52% |
| 3 APPLE INC | 1.48% |
| 4 CBT US 5YR NOT (CB Sep22) | 1.13% |
| 5 CBT US 2YR NOT (CB Sep22) | 1.06% |
| 6 US TRE 2.875% 15/05/2052 | 0.95% |
| 7 TAIWAN SEMICONDUCTOR MANUFACTURING CO. | 0.73% |
| 8 US TRE 2.875% 15/05/2032 | 0.63% |
| 9 AMAZON.COM | 0.63% |
| 10 SAMSUNG ELECTRONICS CO. LTD | 0.55% |

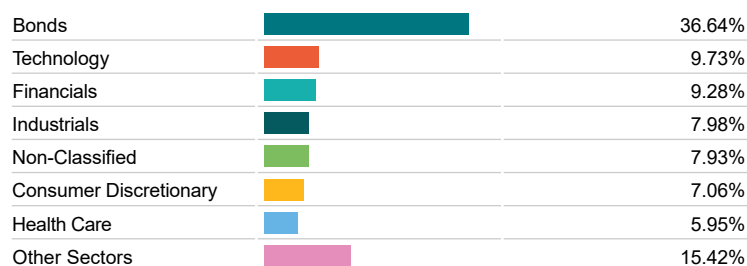
Asset Allocation



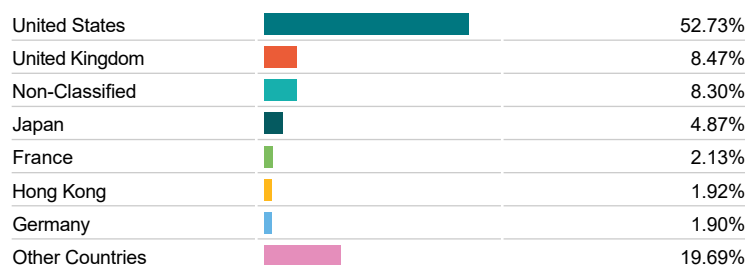
Regional Allocation



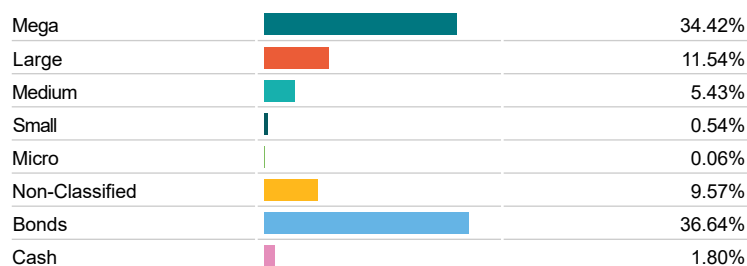
Sector Breakdown



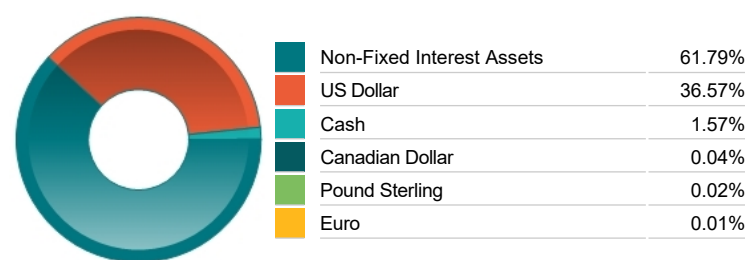
Top Country Breakdown



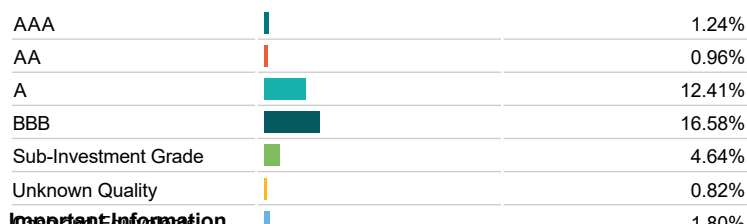
Breakdown By Market Cap (%)



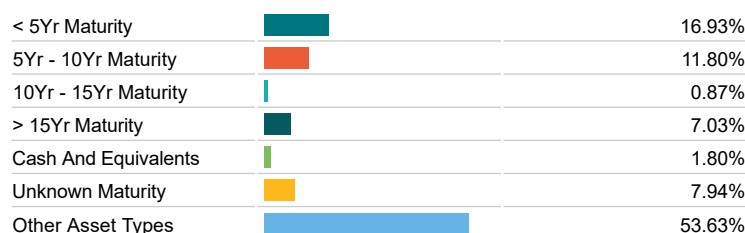
Fixed Interest Currencies



Fixed Interest Quality Profile



Fixed Interest Maturity Profile



Important Information

- Because of changes in exchange rates the value of your investment, as well as any money you take from it, can go down as well as up.
- The Industry Classification Benchmark is a product of FTSE International Limited and has been licensed for use.
- The registered office of Prudential International is in Ireland at Montague House, Adelaide Road, Dublin 2. Prudential International is a marketing name of Prudential International Assurance plc, a life assurance company operating from Ireland. Registration No. 209956. Prudential International Assurance plc is authorised and regulated by the Central Bank of Ireland and in the context of its UK regulated activities only, is deemed authorised by the Prudential Regulation Authority and subject to regulation by the Financial Conduct Authority and limited regulation by the Prudential Regulation Authority. Details of the Temporary Permissions Regime, which allows EEA-based firms to operate in the UK for a limited period while seeking full authorisation, are available on the Financial Conduct Authority's website. Prudential International is part of the same corporate group as The Prudential Assurance Company Limited. Both The Prudential Assurance Company Limited and Prudential International are direct and indirect subsidiaries respectively of M&G plc, a company incorporated in the United Kingdom. The Prudential Assurance Company Limited is not affiliated in any manner with Prudential Financial, Inc, a company whose principal place of business is in the United States of America or Prudential plc, an international group incorporated in the United Kingdom.