

**Benchmark**

Benchmark	Numis Smaller Companies Index excluding Investment Companies
Sector	ABI UK Smaller Companies

**Identification Codes**

Sedol Code	3220797
Mex Code	VNSC3
Isin Code	GB0032207978
Citi Code	P131

**Fund Overview**

Bid (16/08/2022)	459.80
Offer (16/08/2022)	459.80
Fund size (30/06/2022)	£4.59m
Underlying Fund size	£225.74m
Number of holdings	66
Launch date	17/05/2002

**Fund Charges**

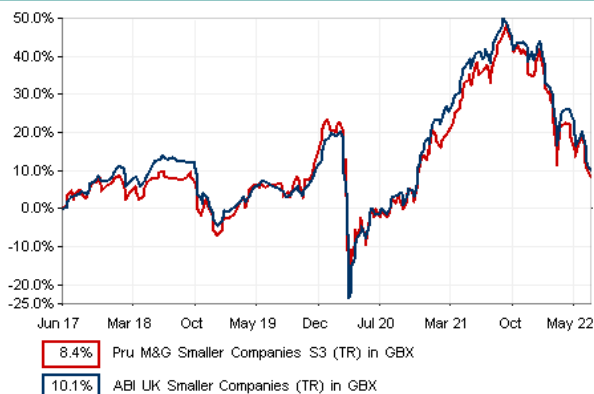
Annual Management Charge (AMC)	1.30%
Further Costs	0.01%
<b>Yearly Total</b>	<b>1.31%</b>

**Aims**

Objective: The investment strategy of the fund is to purchase units in M&G Smaller Companies Fund - the underlying fund.

Underlying Fund Objective: The fund aims to deliver a higher total return (the combination of capital growth and income) than the Numis Smaller Companies Index (excluding Investment Companies), net of the Ongoing Charge Figure, over any five year period. At least 80% of the fund is invested in the UK smaller companies. These are UK listed companies which, at the initial time of purchases, are: • in the bottom 10% (by market capitalisation) of the FTSE All-Share Index, or • in the Numis Smaller Companies Index (excluding Investment Companies), or • listed on the Alternative Investment Market. The fund may also invest in collective investment schemes and other transferrable securities. Cash and near cash may be held for ancillary purposes and derivatives, including warrants, may be used for efficient portfolio management and hedging purposes.

**Performance**



**Discrete performance - to last month end**

	31/07/17 to 31/07/18	31/07/18 to 31/07/19	31/07/19 to 31/07/20	31/07/20 to 31/07/21	31/07/21 to 31/07/22
Fund	3.9%	-2.3%	-7.5%	40.5%	-17.5%
Sector	10.0%	-6.0%	-7.2%	45.4%	-19.9%
Rank	70/71	13/71	41/71	53/71	23/71
Quartile	4	1	3	3	2

**Annualised performance**

	Annualised		
	3 Years to 31/07/22	5 Years to 31/07/22	10 Years to 31/07/22
Fund	2.4%	1.7%	7.8%
Sector	2.6%	2.3%	8.2%
Rank	41/71	48/71	48/65
Quartile	3	3	3

**Fund Managers**



Name: Garfield Kiff  
 Manager of the underlying fund for: 7 years, 2 months

**Ratings**

FE Crown



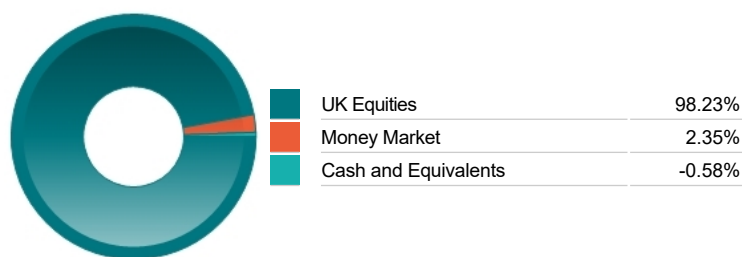
**Important Information**

- Some funds may invest in 'underlying' funds or other investment vehicles. The performance of our fund, compared to what it's invested in won't be exactly the same. That can be due to additional charges, cash management (needed to help people to enter and leave our fund when they want), tax and the timing of investments (this is known as a fund's dealing cycle, it varies between managers and can be several days).
- Source of portfolio data: Broadridge. Source of performance data: FE fundinfo. We can't predict the future. Past performance isn't a guide to future performance. The figures shown are intended only to demonstrate performance history of the fund, after allowing for the impact of fund charges and further costs, but take no account of product charges, or any Annual Management Charge paid for by the deduction of units. Charges and further costs may vary in the future and may be higher than they are now. Fund performance is based upon the movement of the daily price and is shown as total return in GBP with net income reinvested. The value of your client's investment can go down as well as up and the amount your client gets back may be less than they put in.
- This factsheet is for investment professionals and is for information purposes only. Should you wish to present any of this content to your client, please refer to similar pages on pru.co.uk. You should refer to your client's policy documentation and supporting brochures for fund availability, investment strategy, any product information and charges. Every care has been taken in populating this output, however it must be appreciated that neither Broadridge, Prudential nor their sources guarantee the accuracy, adequacy or completeness of this information or make any warranties regarding results from its usage.

**Top 10 Holdings**

Name	% Weight	Sector	Country
1 MONEYSUPERMARKET.COM GROUP	4.24%	Software & Computer Services	United Kingdom
2 ALPHA FINL MKTS CONSULTING	3.97%	Industrial Support Services	United Kingdom
3 EMIS GROUP	3.26%	Software & Computer Services	United Kingdom
4 NCC GROUP	3.10%	Software & Computer Services	United Kingdom
5 HILL & SMITH HOLDINGS	2.88%	Industrial Metals & Mining	United Kingdom
6 KIN AND CARTA	2.79%	Software & Computer Services	United Kingdom
7 PREMIER FOODS	2.75%	Food Producers	United Kingdom
8 R P S GROUP	2.65%	Industrial Support Services	United Kingdom
9 888 HLDGS	2.56%	Travel & Leisure	United Kingdom
10 COATS GROUP	2.39%	General Industrials	United Kingdom

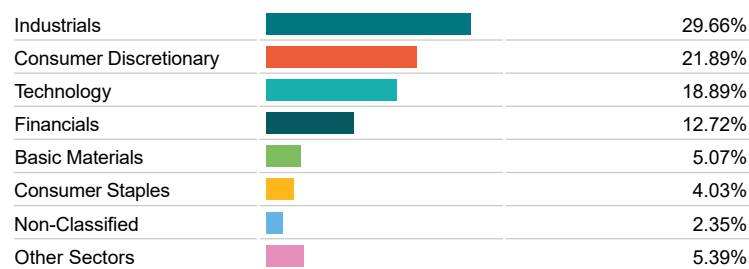
**Asset Allocation**



**Regional Allocation**



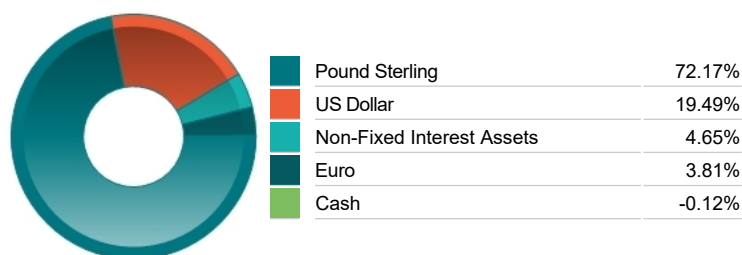
**Equity Sector Breakdown**



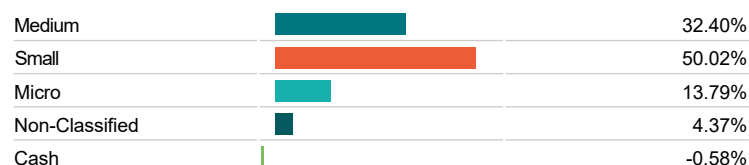
**Top Country Breakdown**



**Fixed Interest Currencies**



**Breakdown By Market Cap (%)**



**Important Information**

- The Industry Classification Benchmark is a product of FTSE International Limited and has been licensed for use.
- "Prudential" is a trading name of The Prudential Assurance Company Limited, which is registered in England and Wales. Registered office at 10 Fenchurch Avenue, London EC3M 5AG. Registered number 15454. Authorised by the Prudential Regulation Authority and regulated by the Financial Conduct Authority and the Prudential Regulation Authority.