

## Benchmark

Benchmark	Composite
Benchmark Category	-
IA Sector	Unclassified

## Identification Codes

Sedol Code	B3P1DM1
Mex Code	-
Isin Code	GB00B3P1DM13
Citi Code	IBF3

## Fund Overview

Mid (26/04/2024)	£1.29
Historic yield	2.64%
Fund size (31/07/2021)	£12.65m
Number of holdings	117
Ongoing Charges	1.23%
Launch date	01/03/2010

## Fund Charges

Entry Charge	0.00%
Ongoing Charges	1.23%

## Fund Background

Valuation frequency	Daily
Valuation point	12:00
Fund type	OEIC
Launch price	£1.00
Fund currency	Pound Sterling
Fund domicile	United Kingdom
ISA allowable	Yes
SIPP allowable	Yes

## Dealing

Minimum Investment	£2500000
Minimum Top Up	£35000
Minimum Regular Saving	-
Settlement Period: Buy	4 days
Settlement Period: Sell	4 days
Pricing Basis	Forward
Dealing Decimals	4

## Distribution Dates

Ex dividend date(s)	Income payment date(s)
01 January	27 February
01 April	31 May
01 July	31 August
01 October	30 November

## Aims

The Fund will use a broadly cautious balanced investment strategy with the aim of achieving income with some potential for capital growth over the medium to longer term.

## Performance



## Discrete performance - to last month end

	31/03/19 to 31/03/20	31/03/20 to 31/03/21	31/03/21 to 31/03/22	31/03/22 to 31/03/23	31/03/23 to 31/03/24
Fund	-8.9%	26.5%	3.0%	-6.5%	6.7%

## Annualised performance

	3 Years to 31/03/24	5 Years to 31/03/24	10 Years to 31/03/24
Fund	0.9%	3.4%	4.7%

## Fund Managers



Name:	Henning Meyer	Mark Van Moorsel
Manager for:	4 years	4 years, 3 months

## Ratings

FE Crown



## Group Details

Group name	WS Verbatim Income
Group address	Fintel House St Andrew's Road Huddersfield HD1 6NA
Group telephone	0844 931 1001
Dealing telephone	-
Email	-
Homepage	www.verbatimassetmanagement.co.uk/
Fax number	-

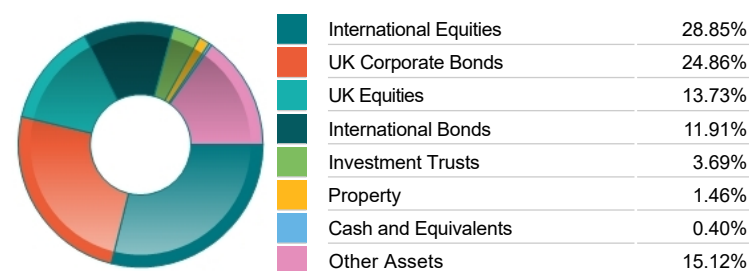
## Important Information

- Source of portfolio data: Broadridge. Source of performance data: FE fundinfo. We can't predict the future. Past performance isn't a guide to future performance. The figures shown are intended only to demonstrate performance history of the fund, after allowing for the impact of ongoing charges, but take no account of product charges. Ongoing charges may vary in the future and may be higher than they are now. Fund performance is based upon the movement of the daily price and is shown as total return in GBP with income reinvested. The value of your client's investment can go down as well as up and the amount your client gets back may be less than they put in.
- This factsheet is for investment professionals and is for information purposes only. Should you wish to present any of this content to your client, please refer to similar pages on pru.co.uk. You should refer to your client's policy documentation and supporting brochures for fund availability, investment strategy, any product information and charges. Every care has been taken in populating this output, however it must be appreciated that neither Broadridge, Prudential nor their sources guarantee the accuracy, adequacy or completeness of this information or make any warranties regarding results from its usage.

## Top 10 Fund Holdings

Name	% Weight
1 SAR GL HI STERL — SHS -I- HEDGED GBP	14.75%
2 Sarasin Global Higher Dividend Class I	6.67%
3 BROADCOM INC	2.47%
4 ENEL SPA	2.30%
5 LEGAL & GENERAL GROUP	2.16%
6 VODAFONE GROUP	2.02%
7 UNILEVER	1.97%
8 SMITH(DS)	1.94%
9 ADMIRAL GROUP	1.86%
10 CME GROUP INC	1.85%

## Asset Allocation



## Sector Breakdown

Bonds	36.76%
Non-Classified	15.12%
Financials	12.50%
Consumer Staples	5.72%
Health Care	5.71%
Industrials	5.60%
Technology	4.72%
Other Sectors	13.86%

## Breakdown By Market Cap (%)

Mega	22.17%
Large	8.87%
Medium	0.85%
Non-Classified	30.96%
Bonds	36.76%
Cash	0.40%

## Fixed Interest Quality Profile

AAA	0.54%
AA	1.83%
A	8.59%
BBB	21.06%
Unknown Quality	4.75%
Cash and Equivalents	0.40%
Other Asset Types	62.84%

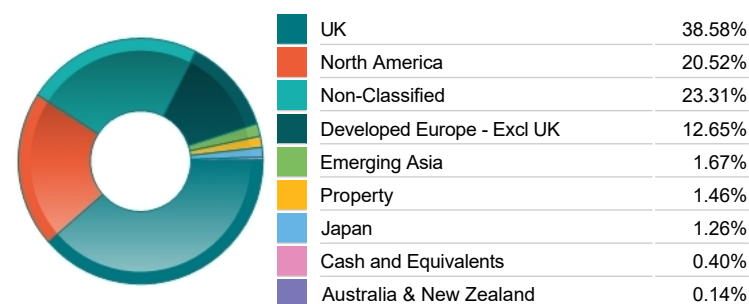
## Important Information

- The Industry Classification Benchmark is a product of FTSE International Limited and has been licensed for use. "Prudential" is a trading name of The Prudential Assurance Company Limited, which is registered in England and Wales. Registered office at 10 Fenchurch Avenue, London EC3M 5AG. Registered number 15454. Authorised by the Prudential Regulation Authority and regulated by the Financial Conduct Authority and the Prudential Regulation Authority.

## Top 10 Holdings

Name	% Weight
1 BROADCOM INC	2.78%
2 ENEL SPA	2.59%
3 LEGAL & GENERAL GROUP	2.33%
4 UNILEVER	2.27%
5 CME GROUP INC	2.12%
6 VODAFONE GROUP	2.02%
7 SMITH(DS)	1.94%
8 ADMIRAL GROUP	1.86%
9 BANK OF NOVA SCOTIA	1.85%
10 TAIWAN SEMICONDUCTOR MANUFACTURING	1.67%

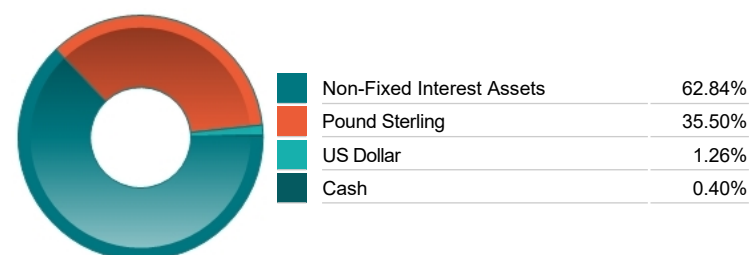
## Regional Allocation



## Top Country Breakdown

United Kingdom	38.58%
United States	18.49%
Non-Classified	23.31%
France	2.75%
Italy	2.59%
Canada	2.04%
Taiwan	1.67%
Other Countries	10.57%

## Fixed Interest Currencies



## Fixed Interest Maturity Profile

< 5Yr Maturity	1.78%
5Yr - 10Yr Maturity	12.23%
10Yr - 15Yr Maturity	6.66%
> 15Yr Maturity	16.09%
Cash And Equivalents	0.40%
Unknown Maturity	0.37%
Other Asset Types	62.48%