

Benchmark

Benchmark	SustainableLife 40-50% Equity Composite Index in GBP
Benchmark Category	-
IA Sector	Mixed Investment 20-60% Shares

Identification Codes

Sedol Code	BMCQRZ3
Mex Code	-
Isin Code	GB00BMCQRZ38
Citi Code	VX7D

Fund Overview

Mid (11/02/2026)	£122.42
Historic yield	2.52%
Fund size (31/03/2025)	£110.22m
Number of holdings	582
Ongoing Charges	0.48%
Launch date	-

Fund Charges

Entry Charge	0.00%
Ongoing Charges	0.48%

Fund Background

Valuation frequency	-
Valuation point	-
Fund type	OEIC
Launch price	-
Fund currency	Pound Sterling
Fund domicile	United Kingdom
ISA allowable	Yes
SIPP allowable	Yes

Dealing

Minimum Investment	-
Minimum Top Up	-
Minimum Regular Saving	-
Settlement Period: Buy	2 days
Settlement Period: Sell	2 days
Pricing Basis	Forward
Dealing Decimals	-

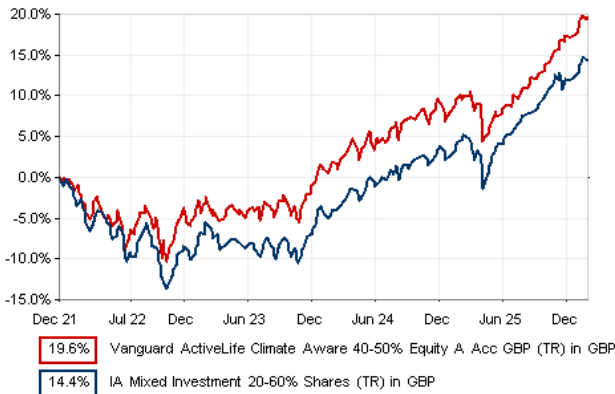
Distribution Dates

Ex dividend date(s)	Income payment date(s)
01 May	31 May

Aims

The Vanguard SustainableLife 40-50% Equity Fund (the Fund) seeks to provide an increase in the value of investments over the long-term (more than 5 years) together with some money paid out from those investments as income. The Fund aims to achieve this whilst selecting investments which meet certain sustainability criteria.

Performance



Discrete performance - to last month end

	31/01/21 to 31/01/22	31/01/22 to 31/01/23	31/01/23 to 31/01/24	31/01/24 to 31/01/25	31/01/25 to 31/01/26
Fund	n/a	-2.0%	5.1%	8.2%	8.7%
Sector	4.3%	-3.8%	3.2%	9.0%	9.2%
Rank	n/a	46/163	33/170	128/184	100/190
Quartile	n/a	2	1	3	3

Annualised performance

		Annualised		
		3 Years to 31/01/26	5 Years to 31/01/26	10 Years to 31/01/26
Fund	7.3%	n/a	n/a	n/a
Sector	7.1%	4.3%	5.0%	
Rank	85/170	n/a	n/a	
Quartile	2	n/a	n/a	

Ratings

FE Crown



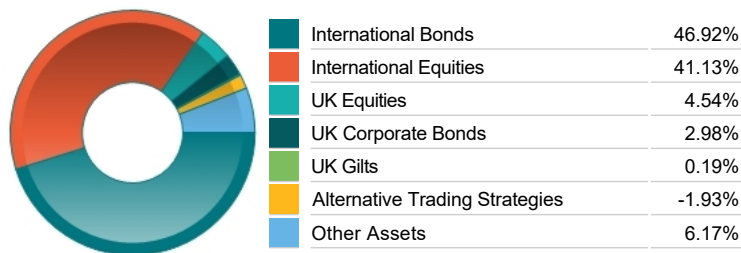
Group Details

Group name	Vanguard Investments UK Limited
Group address	50 Cannon Street London EC4N 6JJ
Group telephone	0800 917 5508
Dealing telephone	-
Email	europaean_client_services@vanguard.co.uk
Homepage	www.vanguard.co.uk
Fax number	-

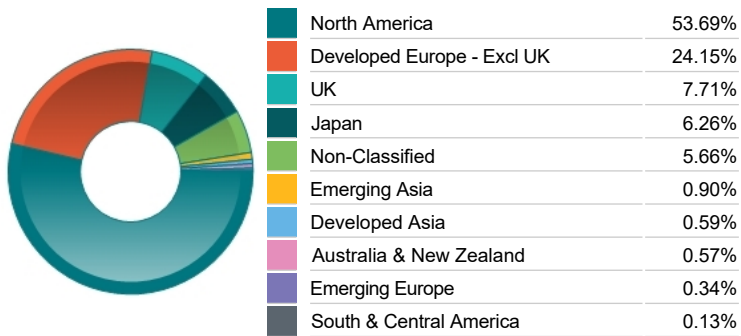
Top 10 Holdings

Name	% Weight	Sector	Country
1 Bundesschatzanweisungen	2.47%	Bonds	Germany
2 Bundesrepublik Deutschland Bundesanleihe	1.27%	Bonds	Germany
3 JOHNSON & JOHNSON	1.20%	Pharmaceuticals & Biotechnology	United States
4 TOTAL SE	1.05%	Non-Renewable Energy	France
5 Bundesobligation	1.04%	Bonds	Germany
6 DUKE ENERGY CORPORATION	1.03%	Gas, Water & Multi-utilities	United States
7 NOVARTIS AG	1.00%	Pharmaceuticals & Biotechnology	Switzerland
8 ACCENTURE	0.98%	Industrial Support Services	Ireland
9 UNILEVER	0.95%	Personal Care, Drug & Grocery Stores	United Kingdom
10 UNITEDHEALTH GROUP INCORPORATED	0.93%	Health Care Providers	United States

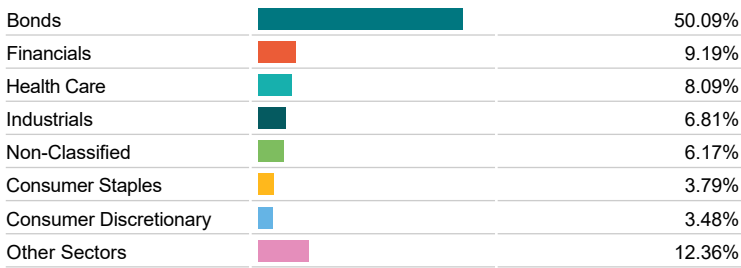
Asset Allocation



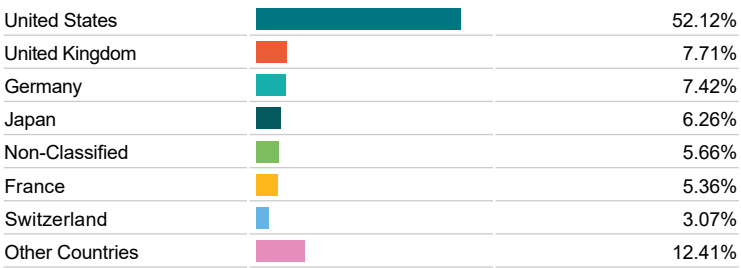
Regional Allocation



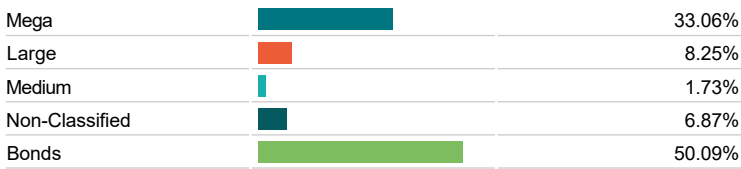
Bond Sector Breakdown



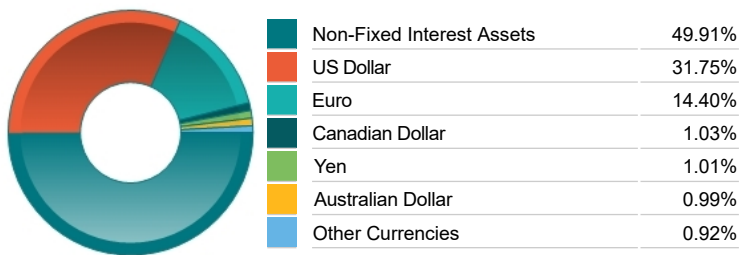
Top Country Breakdown



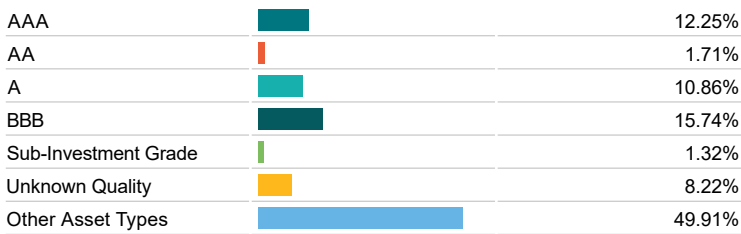
Breakdown By Market Cap (%)



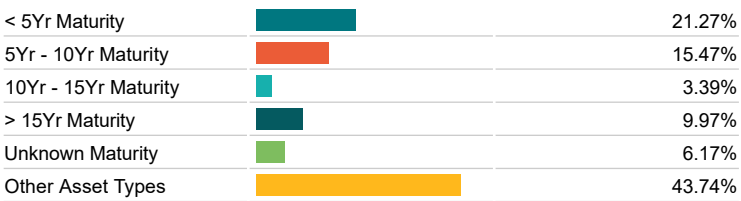
Fixed Interest Currencies



Fixed Interest Quality Profile



Fixed Interest Maturity Profile



Important Information

- The Industry Classification Benchmark is a product of FTSE International Limited and has been licensed for use.
- "Prudential" is a trading name of The Prudential Assurance Company Limited, which is registered in England and Wales. Registered office at 10 Fenchurch Avenue, London EC3M 5AG. Registered number 15454. Authorised by the Prudential Regulation Authority and regulated by the Financial Conduct Authority and the Prudential Regulation Authority.