

Benchmark

Benchmark	LIBOR GBP 1 Month + 4%
Benchmark Category	-
IA Sector	Targeted Absolute Return

Identification Codes

Sedol Code	B8GG4B6
Mex Code	RSNUET
Isin Code	GB00B8GG4B61
Citi Code	GPQK

Fund Overview

Mid (02/04/2026)	173.48p
Historic yield	2.61%
Fund size (31/01/2026)	£1997.55m
Number of holdings	148
Ongoing Charges	0.81%
Launch date	05/09/2012

Fund Charges

Entry Charge	0.00%
Ongoing Charges	0.81%

Fund Background

Valuation frequency	Daily
Valuation point	12:00
Fund type	ICVC
Launch price	£1.00
Fund currency	Pound Sterling
Fund domicile	United Kingdom
ISA allowable	Yes
SIPP allowable	Yes

Dealing

Minimum Investment	£10000000
Minimum Top Up	£0
Minimum Regular Saving	-
Settlement Period: Buy	3 days
Settlement Period: Sell	3 days
Pricing Basis	Forward
Dealing Decimals	4

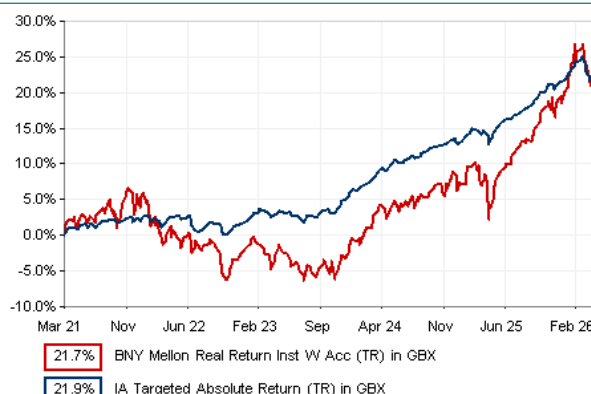
Distribution Dates

Ex dividend date(s)	Income payment date(s)
02 January	28 February
03 July	30 September

Aims

The objective of the Sub-Fund is to achieve significant real rates of return in Sterling terms predominantly from a portfolio of UK and international securities. The Sub-Fund is managed to seek a minimum return of cash (1 month GBP LIBOR) +4% per annum over 5 years before fees. In so doing we aim to achieve a positive return on a rolling 3 year basis. However, a positive return is not guaranteed and a capital loss may occur. The Sub-Fund may also invest in deposits, approved money market instruments, derivative instruments, forward transactions and collective investment schemes.

Performance




Discrete performance - to last month end

	31/03/21 to 31/03/22	31/03/22 to 31/03/23	31/03/23 to 31/03/24	31/03/24 to 31/03/25	31/03/25 to 31/03/26
Fund	1.2%	-4.3%	7.7%	2.8%	13.4%
Sector	2.5%	0.3%	6.3%	4.7%	6.5%
Rank	37/63	59/70	32/72	52/73	12/75
Quartile	3	4	2	3	1

Annualised performance

	Annualised		
	3 Years to 31/03/26	5 Years to 31/03/26	10 Years to 31/03/26
Fund	7.9%	4.0%	4.2%
Sector	5.8%	4.0%	3.1%
Rank	17/72	28/63	19/47
Quartile	1	2	2

Fund Managers



Name: Ella Hoxha Andy Warwick Aron Pataki
 Manager for: 0 years, 10 months 7 years, 3 months 7 years, 3 months

Ratings

FE Crown



Group Details

Group name	BNY Mellon Fund Management (Luxembourg) S.A.
Group address	BNY Mellon Asset Management International Limited The Bank of New York Mellon Centre 160 Queen Victoria Street London EC4V 4LA United Kingdom
Group telephone	0500 66 00 00
Dealing telephone	-
Email	-
Homepage	www.bnymellonam.com
Fax number	-

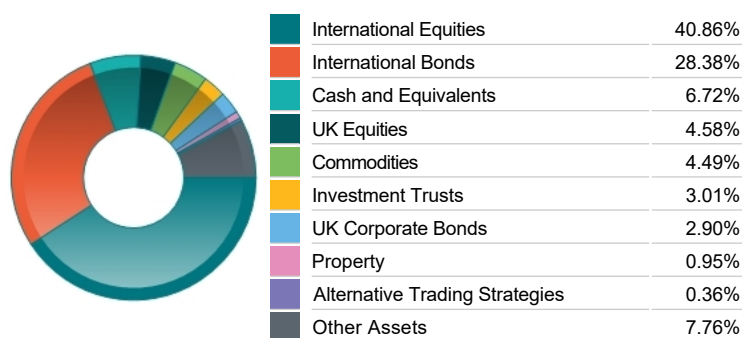
Important Information

- Source of portfolio data: Broadridge. Source of performance data: FE fundinfo. We can't predict the future. Past performance isn't a guide to future performance. The figures shown are intended only to demonstrate performance history of the fund, after allowing for the impact of ongoing charges, but take no account of product charges. Ongoing charges may vary in the future and may be higher than they are now. Fund performance is based upon the movement of the daily price and is shown as total return in GBP with income reinvested. The value of your client's investment can go down as well as up and the amount your client gets back may be less than they put in.
- This factsheet is for investment professionals and is for information purposes only. Should you wish to present any of this content to your client, please refer to similar pages on pru.co.uk. You should refer to your client's policy documentation and supporting brochures for fund availability, investment strategy, any product information and charges. Every care has been taken in populating this output, however it must be appreciated that neither Broadridge, Prudential nor their sources guarantee the accuracy, adequacy or completeness of this information or make any warranties regarding results from its usage.

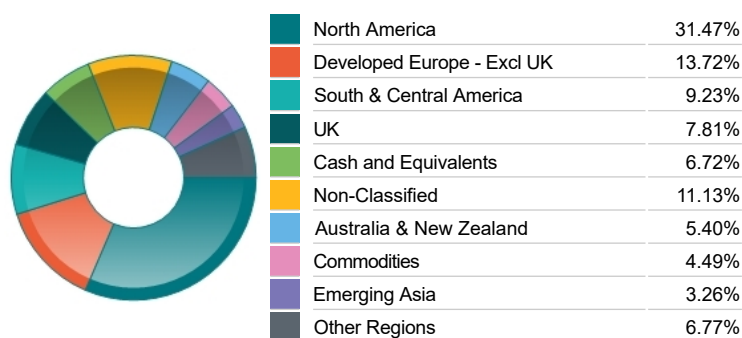
Top 10 Holdings

Name	% Weight	Sector	Country
1 Brazil (Fed Rep of) 0% LTN 01/01/2030 BRL1000	4.05%	Bonds	Brazil
2 Mexico (United Mexican States) 7.75% Bds 29/05/2031 MXN100	3.56%	Bonds	Mexico
3 South Africa (Republic of) 7% Bds 28/02/2031 ZAR1	2.73%	Bonds	South Africa
4 ALPHABET	2.40%	Software & Computer Services	United States
5 NVIDIA CORPORATION	2.35%	Technology Hardware & Equipment	United States
6 MICROSOFT CORPORATION	1.81%	Software & Computer Services	United States
7 AMAZON.COM	1.73%	Retailers	United States
8 META PLATFORMS	1.49%	Software & Computer Services	United States
9 TAIWAN SEMICONDUCTOR MANUFACTURING COMPANY LIMITED	1.48%	Technology Hardware & Equipment	Taiwan
10 Australia (Commonwealth) 3.75% Bds 21/04/2037 AUD1000	1.14%	Bonds	Australia

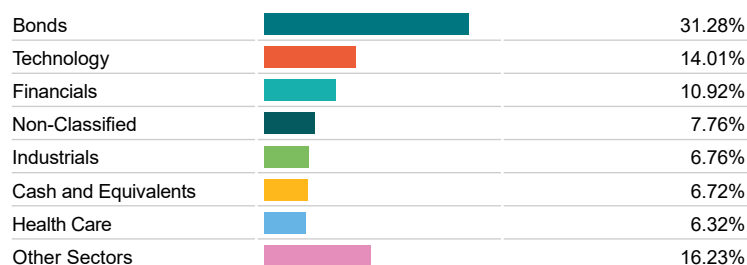
Asset Allocation



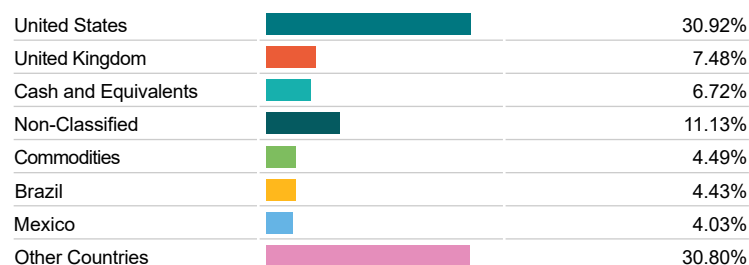
Regional Allocation



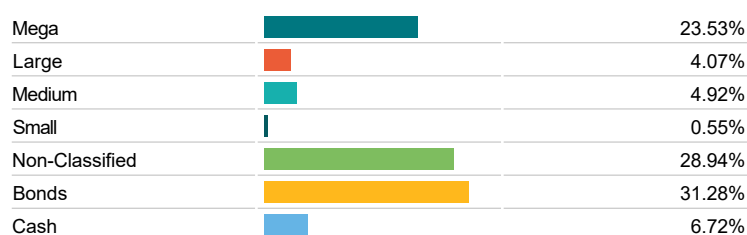
Bond Sector Breakdown



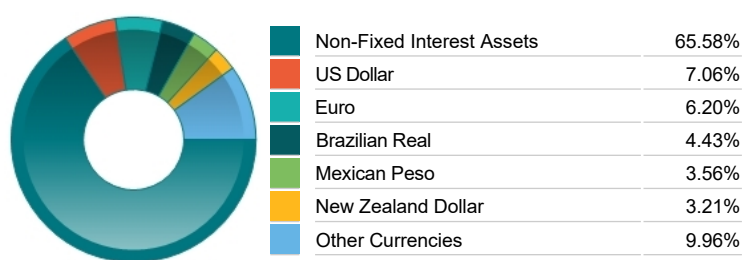
Top Country Breakdown



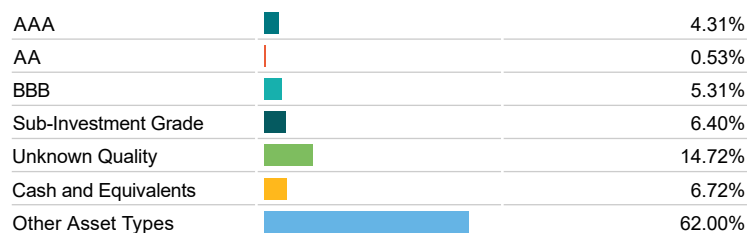
Breakdown By Market Cap (%)



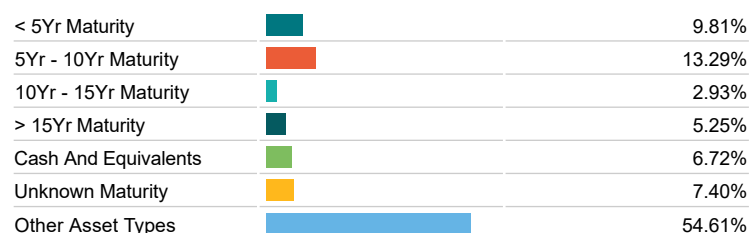
Fixed Interest Currencies



Fixed Interest Quality Profile



Fixed Interest Maturity Profile



Important Information

- The Industry Classification Benchmark is a product of FTSE International Limited and has been licensed for use.
- "Prudential" is a trading name of The Prudential Assurance Company Limited, which is registered in England and Wales. Registered office at 10 Fenchurch Avenue, London EC3M 5AG. Registered number 15454. Authorised by the Prudential Regulation Authority and regulated by the Financial Conduct Authority and the Prudential Regulation Authority.