

Benchmark

Benchmark	FTSE All-Share
Benchmark Category	-
IA Sector	UK All Companies

Identification Codes

Sedol Code	B66H8P7
Mex Code	RWJTGB
Isin Code	GB00B66H8P73
Citi Code	09QJ

Fund Overview

Mid (02/04/2026)	272.75p
Historic yield	2.93%
Fund size (28/02/2026)	£1357.95m
Number of holdings	267
Ongoing Charges	0.77%
Launch date	19/09/2011

Fund Charges

Entry Charge	0.00%
Ongoing Charges	0.77%

Fund Background

Valuation frequency	Daily
Valuation point	12:00
Fund type	Unit Trust
Launch price	£0.50
Fund currency	Pound Sterling
Fund domicile	United Kingdom
ISA allowable	Yes
SIPP allowable	Yes

Dealing

Minimum Investment	£5000000
Minimum Top Up	£50000
Minimum Regular Saving	-
Settlement Period: Buy	3 days
Settlement Period: Sell	3 days
Pricing Basis	Forward
Dealing Decimals	2

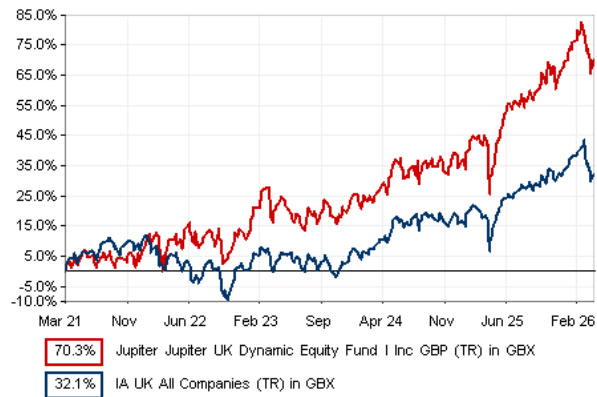
Distribution Dates

Ex dividend date(s)	Income payment date(s)
01 April	31 May
01 October	30 November

Aims

The Fund objective is to provide a return, net of fees, higher than that provided by the FTSE All Share Index over the long term (at least five years).

Performance




Discrete performance - to last month end

	31/03/21 to 31/03/22	31/03/22 to 31/03/23	31/03/23 to 31/03/24	31/03/24 to 31/03/25	31/03/25 to 31/03/26
Fund	9.9%	9.9%	6.8%	9.2%	20.9%
Sector	5.4%	-1.9%	7.6%	5.1%	12.9%
Rank	74/195	2/200	137/202	65/203	58/208
Quartile	2	1	3	2	2

Annualised performance

	Annualised		
	3 Years to 31/03/26	5 Years to 31/03/26	10 Years to 31/03/26
Fund	12.1%	11.2%	9.0%
Sector	8.5%	5.7%	6.3%
Rank	65/201	28/194	17/173
Quartile	2	1	1

Fund Managers



Name: Alex Savvides
Manager for: 1 years, 5 months

Ratings

FE Crown



Group Details

Group name	Jupiter Unit Trust Managers Limited
Group address	The Zig Zag Building, 70 Victoria Street, London, SW1E 6SQ
Group telephone	020 3817 1063
Dealing telephone	0800 561 4000
Email	intermediary-sales-support@jupiteram.com
Homepage	www.jupiteram.com
Fax number	0800 561 4001

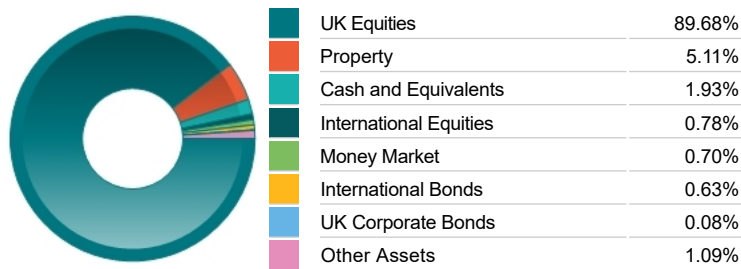
Important Information

- Source of portfolio data: Broadridge. Source of performance data: FE fundinfo. We can't predict the future. Past performance isn't a guide to future performance. The figures shown are intended only to demonstrate performance history of the fund, after allowing for the impact of ongoing charges, but take no account of product charges. Ongoing charges may vary in the future and may be higher than they are now. Fund performance is based upon the movement of the daily price and is shown as total return in GBP with income reinvested. The value of your client's investment can go down as well as up and the amount your client gets back may be less than they put in.
- This factsheet is for investment professionals and is for information purposes only. Should you wish to present any of this content to your client, please refer to similar pages on pru.co.uk. You should refer to your client's policy documentation and supporting brochures for fund availability, investment strategy, any product information and charges. Every care has been taken in populating this output, however it must be appreciated that neither Broadridge, Prudential nor their sources guarantee the accuracy, adequacy or completeness of this information or make any warranties regarding results from its usage.

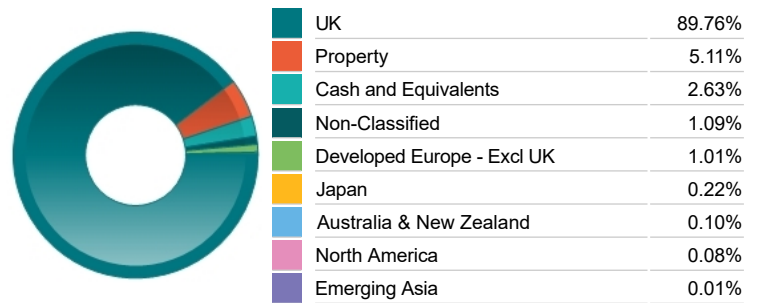
Top 10 Holdings

Name	% Weight	Sector	Country
1 GSK	5.45%	Pharmaceuticals & Biotechnology	United Kingdom
2 CENTRICA	5.36%	Gas, Water & Multi-utilities	United Kingdom
3 JOHNSON MATTHEY	5.34%	Chemicals	United Kingdom
4 LAND SECURITIES GROUP	5.11%	Real Estate Investment Trusts	Direct Property and REITs
5 RECKITT BENCKISER GROUP	4.96%	Personal Care, Drug & Grocery Stores	United Kingdom
6 BP PLC.	4.63%	Non-Renewable Energy	United Kingdom
7 BARCLAYS	4.09%	Banks	United Kingdom
8 RIO TINTO	3.68%	Industrial Metals & Mining	United Kingdom
9 UNILEVER	3.13%	Personal Care, Drug & Grocery Stores	United Kingdom
10 SMITH & NEPHEW	3.08%	Medical Equipment & Services	United Kingdom

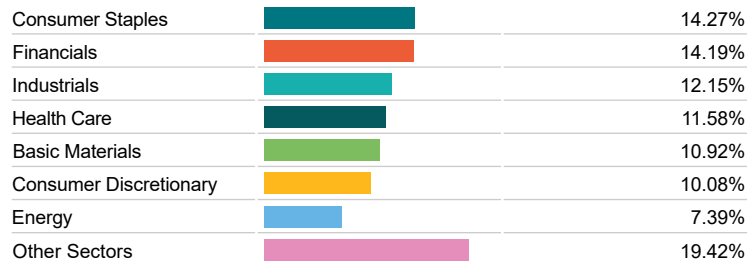
Asset Allocation



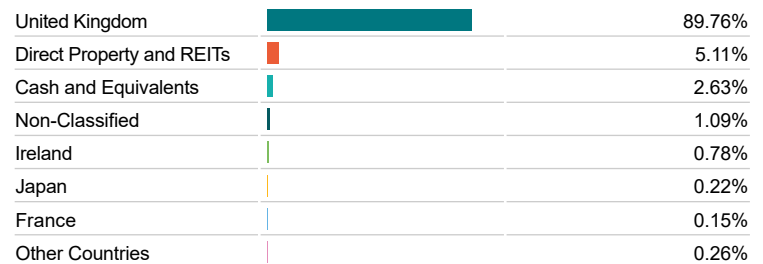
Regional Allocation



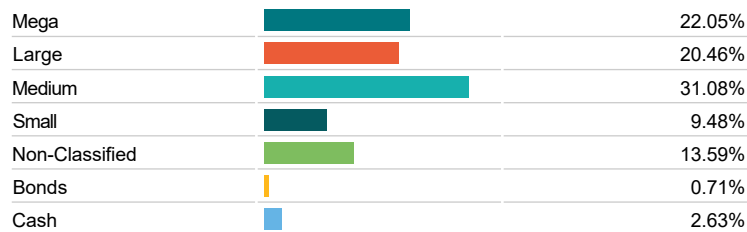
Equity Sector Breakdown




Top Country Breakdown



Breakdown By Market Cap (%)



Fixed Interest Currencies



Important Information

- The Industry Classification Benchmark is a product of FTSE International Limited and has been licensed for use.
- "Prudential" is a trading name of The Prudential Assurance Company Limited, which is registered in England and Wales. Registered office at 10 Fenchurch Avenue, London EC3M 5AG. Registered number 15454. Authorised by the Prudential Regulation Authority and regulated by the Financial Conduct Authority and the Prudential Regulation Authority.