

**Benchmark**

Benchmark	MSCI Zhong Hua Index
Sector	ABI Global Emerging Markets Equities

**Identification Codes**

Sedol Code	B3BW2R6
Mex Code	PUGCHO
Isin Code	GB00B3BW2R64
Citi Code	DAA4

**Fund Overview**

Bid (16/08/2022)	273.50
Offer (16/08/2022)	287.90
Fund size (30/06/2022)	£1.88m
Underlying Fund size	£461.68m
Number of holdings	42
Launch date	20/10/2008

**Fund Charges**

Annual Management Charge (AMC)	1.85%
Further Costs	0.27%
<b>Yearly Total</b>	<b>2.12%</b>

**Aims**

Objective: The investment strategy of the fund is to purchase units in the Janus Henderson China Opportunities Fund - the underlying fund.

Underlying Fund Objective: The fund aims to provide a return, from a combination of capital growth and income over the long term. To outperform the MSCI Zhong Hua Index by 2.5% per annum, before the deduction of charges, over any 5 year period. The fund invests at least 80% of its assets in a concentrated portfolio of shares (equities) and derivatives (complex financial instruments) of companies, of any size, in any industry, in China or Hong Kong. Companies will have their registered office in or do most of their business (directly or through subsidiaries) in this region. The fund may invest up to 50% of its assets in China A Shares. The portfolio may be concentrated in terms of its number of holdings and/or the size of its largest holdings. The fund may also invest in other assets including companies outside this region, depository receipts or other similar investments, Collective Investment Schemes (including those managed by Janus Henderson) and cash and money market instruments.

The investment manager strategy seeks to identify companies that can generate unexpected earnings growth, at both an industry and stock level, not yet recognised by the broader market. The investment manager may use derivatives (complex financial instruments) to reduce risk or to manage the fund more efficiently.

The fund is actively managed with reference to the MSCI Zhong Hua Index, which is broadly representative of the companies in which it may invest, as this forms the basis of the fund's performance target. The investment manager has discretion to choose investments for the fund with weightings different to the index or not in the index.

**Performance**




**Discrete performance - to last month end**

	31/07/17 to 31/07/18	31/07/18 to 31/07/19	31/07/19 to 31/07/20	31/07/20 to 31/07/21	31/07/21 to 31/07/22
Fund	7.5%	2.8%	8.8%	-3.3%	-16.1%
Sector	2.8%	7.2%	-4.4%	14.3%	-12.7%
Rank	12/95	76/96	11/96	91/96	64/96
Quartile	1	4	1	4	3

**Annualised performance**

	3 Years to 31/07/22	5 Years to 31/07/22	10 Years to 31/07/22
Fund	-4.1%	-0.5%	7.3%
Sector	-1.6%	1.0%	3.9%
Rank	82/96	81/95	14/69
Quartile	4	4	1

**Fund Managers**



Name: May Ling Wee  
Manager of the underlying fund for: 5 years

**Ratings**

FE Crown



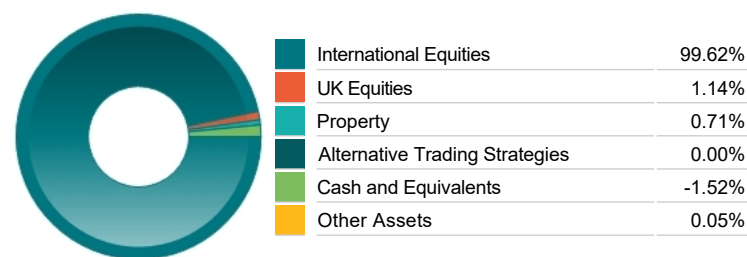
**Important Information**

- Because of changes in exchange rates the value of your investment, as well as any money you take from it, can go down as well as up.
- Some funds may invest in 'underlying' funds or other investment vehicles. The performance of our fund, compared to what it's invested in won't be exactly the same. That can be due to additional charges, cash management (needed to help people to enter and leave our fund when they want), tax and the timing of investments (this is known as a fund's dealing cycle, it varies between managers and can be several days).
- Source of portfolio data: Broadridge. Source of performance data: FE fundinfo. We can't predict the future. Past performance isn't a guide to future performance. The figures shown are intended only to demonstrate performance history of the fund, after allowing for the impact of fund charges and further costs, but take no account of product charges, or any Annual Management Charge paid for by the deduction of units. Charges and further costs may vary in the future and may be higher than they are now. Fund performance is based upon the movement of the daily price and is shown as total return in GBP with net income reinvested. The value of your client's investment can go down as well as up and the amount your client gets back may be less than they put in.
- This factsheet is for investment professionals and is for information purposes only. Should you wish to present any of this content to your client, please refer to similar pages on pru.co.uk. You should refer to your client's policy documentation and supporting brochures for fund availability, investment strategy, any product information and charges. Every care has been taken in populating this output, however it must be appreciated that neither Broadridge, Prudential nor their sources guarantee the accuracy, adequacy or completeness of this information or make any warranties regarding results from its usage.

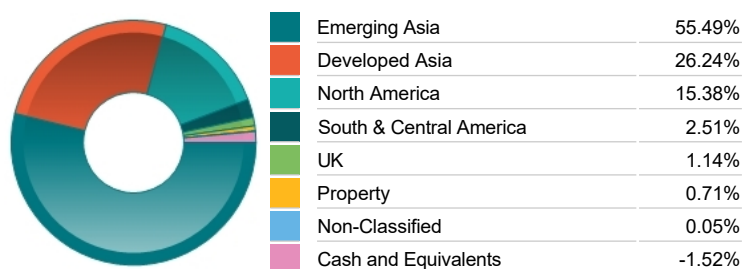
**Top 10 Holdings**

Name	% Weight	Sector	Country
1 TENCENT HLDGS LTD	9.16%	Software & Computer Services	Hong Kong
2 ALIBABA GROUP HLDG LTD	8.38%	Retailers	United States
3 AIA GROUP LIMITED	7.94%	Life Insurance	Hong Kong
4 JD.COM INC	5.46%	Retailers	China
5 CHINA MERCHANTS BANK CO.	4.48%	Banks	China
6 NETEASE INC	4.11%	Leisure Goods	United States
7 HONG KONG EXCHANGES AND CLEARING LIMITED	3.40%	Investment Banking & Brokerage Services	Hong Kong
8 LONGI GREEN ENERGY TECH CO LTD	3.18%	Technology Hardware & Equipment	China
9 YUM CHINA HLDGS INC	2.89%	Travel & Leisure	United States
10 BEIJING ORIENTAL YUHONG WATERPROOF	2.73%	Construction & Materials	China

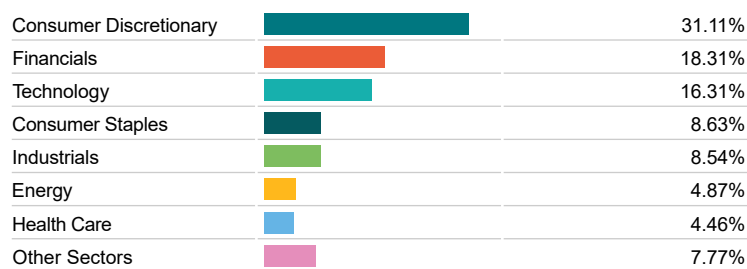
**Asset Allocation**



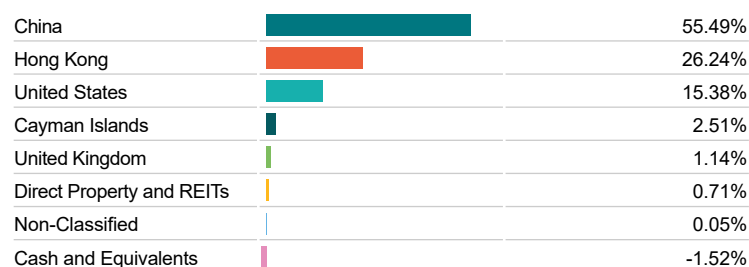
**Regional Allocation**



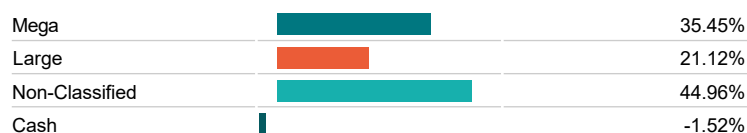
**Equity Sector Breakdown**



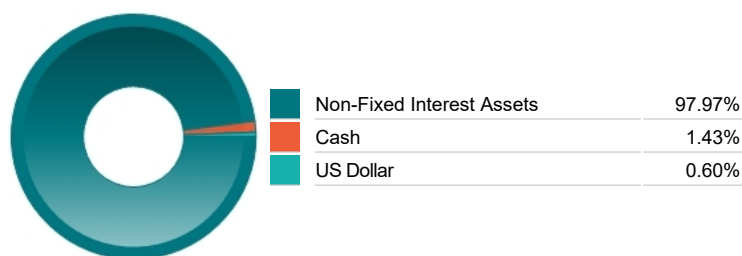
**Top Country Breakdown**



**Breakdown By Market Cap (%)**



**Fixed Interest Currencies**



**Important Information**

- Because of changes in exchange rates the value of your investment, as well as any money you take from it, can go down as well as up.
- The Industry Classification Benchmark is a product of FTSE International Limited and has been licensed for use.
- "Prudential" is a trading name of The Prudential Assurance Company Limited, which is registered in England and Wales. Registered office at 10 Fenchurch Avenue, London EC3M 5AG. Registered number 15454. Authorised by the Prudential Regulation Authority and regulated by the Financial Conduct Authority and the Prudential Regulation Authority.