

## Benchmark

Benchmark	FTSE World Europe ex UK TR
ABI Sector	Europe excluding UK Equities

## Identification Codes

Sedol Code	B10SRQ5
Mex Code	PUAEUG
Isin Code	GB00B10SRQ50
Citi Code	EP87

## Fund Overview

Bid (18/09/2024)	199.70
Offer	n/a
Fund size (31/07/2024)	£2.00m
Underlying Fund size	£208.57m
Number of holdings	89
Launch date	19/06/2006

## Fund Charges

Annual Management Charge (AMC)	2.15%
Further Costs	0.15%
<b>Yearly Total</b>	<b>2.30%</b>

## Aims

Objective: The investment strategy of the fund is to purchase units in the Artemis SmartGARP European Equity Fund - the underlying fund.

Underlying Fund Objective: The fund aims to provide long-term capital growth through investment principally in companies in Europe (excluding the UK). The Manager actively manages the portfolio and will not be restricted in the choice of investments either by company size or industry, or in terms of the geographical split of the portfolio.

## Performance



## Discrete performance - to last month end

	31/08/19 to 31/08/20	31/08/20 to 31/08/21	31/08/21 to 31/08/22	31/08/22 to 31/08/23	31/08/23 to 31/08/24
Fund	-11.8%	28.7%	-11.0%	22.2%	14.8%
Sector	2.0%	21.4%	-12.3%	12.0%	10.8%
Rank	166/174	19/174	109/174	5/174	10/175
Quartile	4	1	3	1	1

## Annualised performance

	Annualised		
	3 Years to 31/08/24	5 Years to 31/08/24	10 Years to 31/08/24
Fund	7.7%	7.2%	6.2%
Sector	2.9%	6.2%	6.9%
Rank	7/174	36/174	125/166
Quartile	1	1	4

## Fund Managers



Name: Philip Wolstencroft  
 Manager of the underlying fund for: 23 years, 6 months

## Ratings

FE Crown



## Important Information

- Because of changes in exchange rates the value of your investment, as well as any money you take from it, can go down as well as up.
- Some funds may invest in 'underlying' funds or other investment vehicles. The performance of our fund, compared to what it's invested in won't be exactly the same. That can be due to additional charges, cash management (needed to help people to enter and leave our fund when they want), tax and the timing of investments (this is known as a fund's dealing cycle, it varies between managers and can be several days).
- Source of portfolio data: Broadridge. Source of performance data: FE fundinfo. We can't predict the future. Past performance isn't a guide to future performance. The figures shown are intended only to demonstrate performance history of the fund, after allowing for the impact of fund charges and further costs, but take no account of product charges, or any Annual Management Charge paid for by the deduction of units. Charges and further costs may vary in the future and may be higher than they are now. Fund performance is based upon the movement of the daily price and is shown as total return in GBP with net income reinvested. The value of your client's investment can go down as well as up and the amount your client gets back may be less than they put in.
- This factsheet is for investment professionals and is for information purposes only. Should you wish to present any of this content to your client, please refer to similar pages on pru.co.uk. You should refer to your client's policy documentation and supporting brochures for fund availability, investment strategy, any product information and charges. Every care has been taken in populating this output, however it must be appreciated that neither Broadridge, Prudential nor their sources guarantee the accuracy, adequacy or completeness of this information or make any warranties regarding results from its usage.

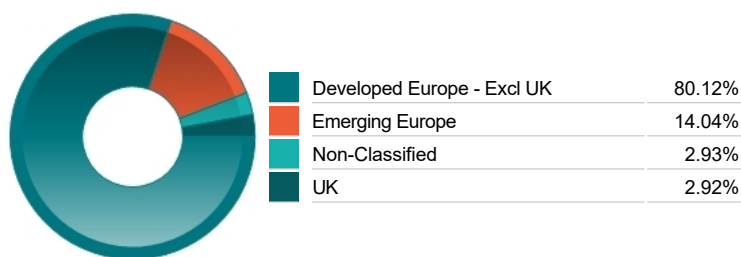
**Top 10 Holdings**

Name	% Weight	Sector	Country
1 UNICREDIT SOCIETA' PER AZIONI	6.00%	Banks	Italy
2 REPSOL SA	3.33%	Non-Renewable Energy	Spain
3 HEIDELBERG MATERIALS AG	3.11%	Construction & Materials	Germany
4 TALANX AKTIENGESELLSCHAFT	3.05%	Non-life Insurance	Germany
5 NOVARTIS AG	2.97%	Pharmaceuticals & Biotechnology	Switzerland
6 BPER BANCA S.P.A.	2.68%	Banks	Italy
7 PROSUS N.V.	2.52%	Software & Computer Services	Netherlands
8 MAIRE S.P.A.	2.52%	Construction & Materials	Italy
9 AGEAS SA/NV	2.43%	Life Insurance	Belgium
10 BUZZI SPA	2.27%	Construction & Materials	Italy

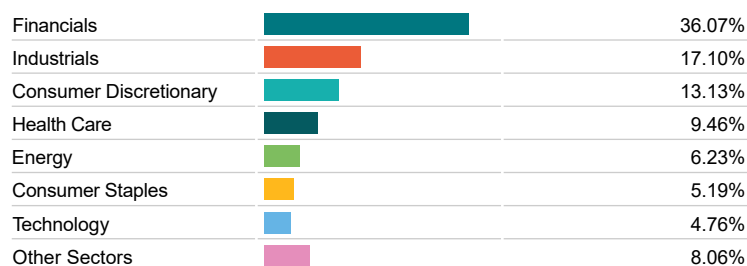
**Asset Allocation**



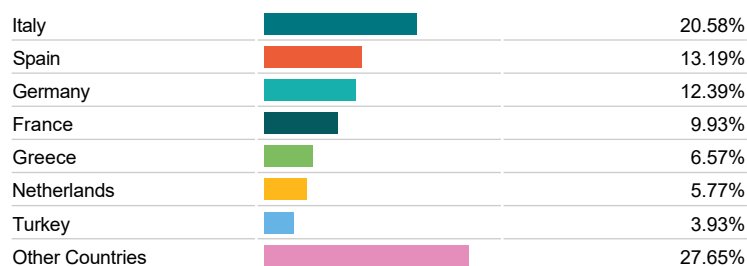
**Regional Allocation**



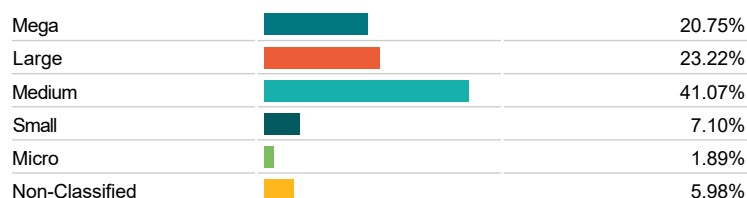
**Equity Sector Breakdown**



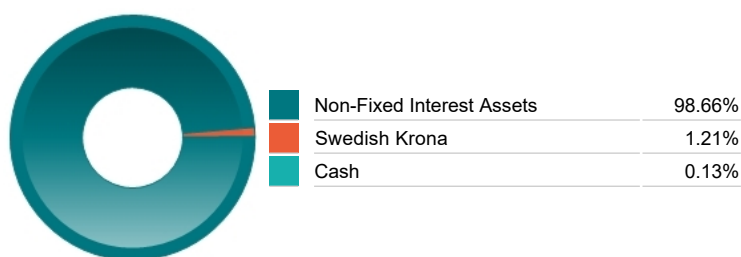
**Top Country Breakdown**



**Breakdown By Market Cap (%)**



**Fixed Interest Currencies**



**Important Information**

- Because of changes in exchange rates the value of your investment, as well as any money you take from it, can go down as well as up.
- The Industry Classification Benchmark is a product of FTSE International Limited and has been licensed for use.
- "Prudential" is a trading name of The Prudential Assurance Company Limited, which is registered in England and Wales. Registered office at 10 Fenchurch Avenue, London EC3M 5AG. Registered number 15454. Authorised by the Prudential Regulation Authority and regulated by the Financial Conduct Authority and the Prudential Regulation Authority.