

Benchmark

| | |
|------------|---|
| Benchmark | Markit iBoxx Sterling Non Gilts Overall |
| ABI Sector | Sterling Strategic Bond |

Identification Codes

| | |
|------------|--------------|
| Sedol Code | B3BW0D8 |
| Mex Code | PUASTR |
| Isin Code | GB00B3BW0D88 |
| Citi Code | D9V0 |

Fund Overview

| | |
|------------------------|------------|
| Bid (12/08/2022) | 161.40 |
| Offer (12/08/2022) | 169.90 |
| Fund size (30/06/2022) | £8.62m |
| Underlying Fund size | £1204.98m |
| Number of holdings | 172 |
| Launch date | 20/10/2008 |

Fund Charges

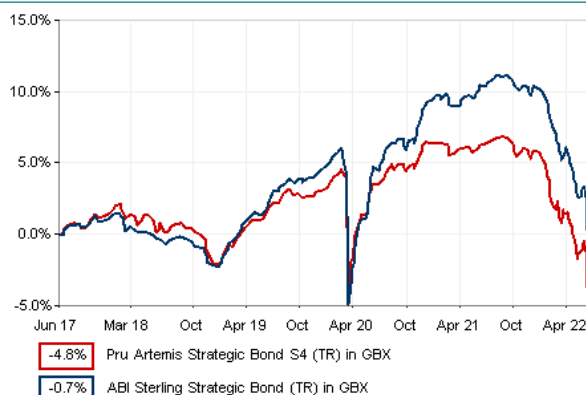
| | |
|--------------------------------|--------------|
| Annual Management Charge (AMC) | 1.60% |
| Further Costs | 0.08% |
| Yearly Total | 1.68% |

Aims

Objective: The investment strategy of the fund is to purchase units in the Artemis Strategic Bond Fund - the underlying fund.

Underlying Fund Objective: The fund aims to achieve a combination of income and capital growth by investing predominantly in fixed income markets but may selectively invest in other markets. Equal emphasis is given to the security of capital and income although from time to time one may take prominence over the other in accordance with the strategy being pursued.

Performance




Discrete performance - to last month end

| | 31/07/17 to 31/07/18 | 31/07/18 to 31/07/19 | 31/07/19 to 31/07/20 | 31/07/20 to 31/07/21 | 31/07/21 to 31/07/22 |
|----------|----------------------|----------------------|----------------------|----------------------|----------------------|
| Fund | 0.0% | 1.9% | 2.1% | 2.0% | -7.8% |
| Sector | -0.7% | 3.6% | 2.7% | 4.6% | -8.2% |
| Rank | 48/123 | 100/123 | 74/124 | 118/127 | 59/126 |
| Quartile | 2 | 4 | 3 | 4 | 2 |

Annualised performance

| | Annualised | | |
|----------|---------------------|---------------------|----------------------|
| | 3 Years to 31/07/22 | 5 Years to 31/07/22 | 10 Years to 31/07/22 |
| Fund | -1.4% | -0.4% | 2.3% |
| Sector | -0.5% | 0.3% | 2.4% |
| Rank | 98/123 | 107/122 | 67/110 |
| Quartile | 4 | 4 | 3 |

Fund Managers



Name: Rebecca Young Juan Valenzuela
 Manager of the underlying fund for: 0 years, 9 months 0 years, 11 months

Ratings

FE Crown




Important Information

- Because of changes in exchange rates the value of your investment, as well as any money you take from it, can go down as well as up.
- Some funds may invest in 'underlying' funds or other investment vehicles. The performance of our fund, compared to what it's invested in won't be exactly the same. That can be due to additional charges, cash management (needed to help people to enter and leave our fund when they want), tax and the timing of investments (this is known as a fund's dealing cycle, it varies between managers and can be several days).
- Source of portfolio data: Broadridge. Source of performance data: FE fundinfo. We can't predict the future. Past performance isn't a guide to future performance. The figures shown are intended only to demonstrate performance history of the fund, after allowing for the impact of fund charges and further costs, but take no account of product charges, or any Annual Management Charge paid for by the deduction of units. Charges and further costs may vary in the future and may be higher than they are now. Fund performance is based upon the movement of the daily price and is shown as total return in GBP with net income reinvested. The value of your client's investment can go down as well as up and the amount your client gets back may be less than they put in.
- This factsheet is for investment professionals and is for information purposes only. Should you wish to present any of this content to your client, please refer to similar pages on pru.co.uk. You should refer to your client's policy documentation and supporting brochures for fund availability, investment strategy, any product information and charges. Every care has been taken in populating this output, however it must be appreciated that neither Broadridge, Prudential nor their sources guarantee the accuracy, adequacy or completeness of this information or make any warranties regarding results from its usage.

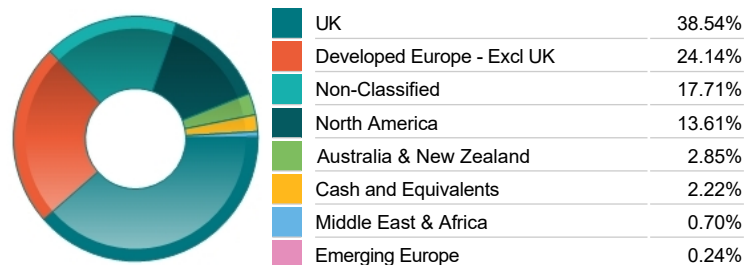
Top 10 Holdings

| Name | % Weight | Sector | Country |
|---|----------|--------|----------------|
| 1 ¾% Treasury Gilt 2026 | 6.21% | Bonds | United Kingdom |
| 2 ¼% Treasury Gilt 2023 | 3.70% | Bonds | United Kingdom |
| 3 ¼% Treasury Gilt 2024 | 2.42% | Bonds | United Kingdom |
| 4 CREDIT SUISSE GROUP AG CALLABLE NOTES VARIABLE USD 1000 | 1.25% | Bonds | Switzerland |
| 5 RAC BOND CO PLC 4.87% 05/06/2026 | 1.12% | Bonds | United Kingdom |
| 6 NGG FINANCE PLC 5.625% 06/18/2073 | 1.10% | Bonds | United Kingdom |
| 7 ARGENTUM (SWISS RE LTD) 5.75% 08/15/2050 | 1.06% | Bonds | Non-Classified |
| 8 OCADO GROUP PLC 3.875% 10/08/2026 | 1.02% | Bonds | United Kingdom |
| 9 BANK OF IRELAND GROUP 4.125% 09/19/2027 | 1.02% | Bonds | Ireland |
| 10 WILLOW NO 2 IRELAND PLC FOR ZURICH INSURANCE CO LTD CALLABLE MEDIUM TERM NOTE VARIABLE 01/OCT/2045 | 1.00% | Bonds | Ireland |

Asset Allocation



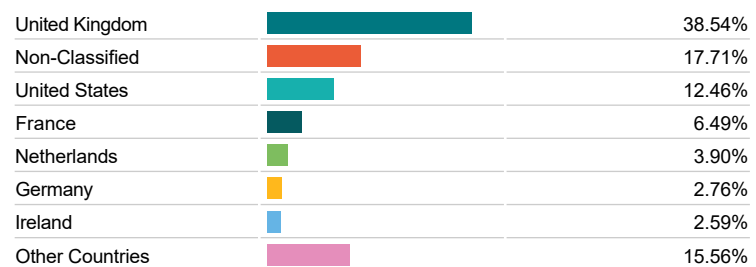
Regional Allocation



Bond Sector Breakdown




Top Country Breakdown



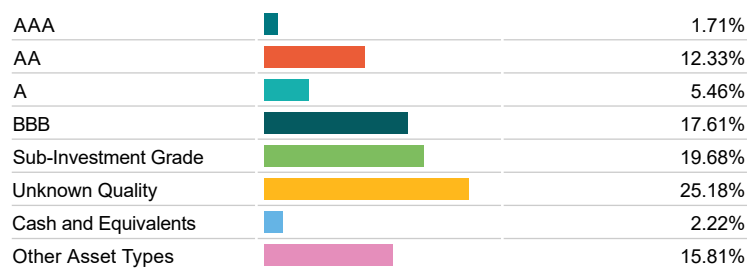
Breakdown By Market Cap (%)



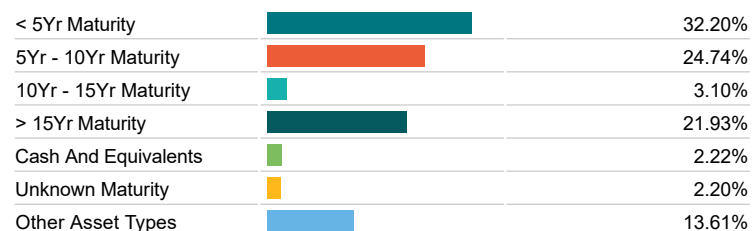
Fixed Interest Currencies



Fixed Interest Quality Profile



Fixed Interest Maturity Profile



Important Information

- Because of changes in exchange rates the value of your investment, as well as any money you take from it, can go down as well as up.
- The Industry Classification Benchmark is a product of FTSE International Limited and has been licensed for use.
- "Prudential" is a trading name of The Prudential Assurance Company Limited, which is registered in England and Wales. Registered office at 10 Fenchurch Avenue, London EC3M 5AG. Registered number 15454. Authorised by the Prudential Regulation Authority and regulated by the Financial Conduct Authority and the Prudential Regulation Authority.