

Benchmark

Benchmark	Not benchmarked
Sector	ABI Mixed Investment 40-85% Shares

Identification Codes

Sedol Code	0706610
Mex Code	PUM
Isin Code	GB0007066102
Citi Code	PU01

Fund Overview

Bid (02/08/2022)	1536.80
Offer (02/08/2022)	1600.90
Number of holdings	8940
Launch date	01/11/1982

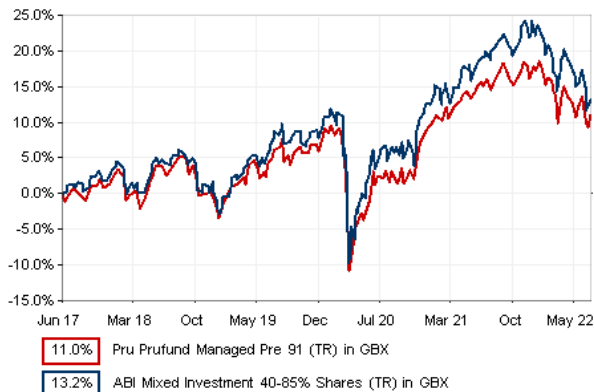
Fund Charges

Annual Management Charge (AMC)	1.00%
Further Costs	0.00%
Yearly Total	1.00%

Aims

Objective: The investment strategy of the fund is to provide medium to long-term growth (the combination of income and growth of capital) by investing mainly in a broad spread of collective investment schemes. The fund will typically have exposure to a range of asset types, including UK and overseas equities, fixed interest and commercial property.

Performance




Discrete performance - to last month end

	31/07/17 to 31/07/18	31/07/18 to 31/07/19	31/07/19 to 31/07/20	31/07/20 to 31/07/21	31/07/21 to 31/07/22
Fund	4.9%	2.8%	-5.2%	13.1%	-3.4%
Sector	4.7%	4.1%	-4.6%	14.5%	-3.3%
Rank	195/407	311/412	217/415	303/420	251/420
Quartile	2	4	3	3	3

Annualised performance

	3 Years to 31/07/22	Annualised 5 Years to 31/07/22	10 Years to 31/07/22
Fund	1.2%	2.2%	5.7%
Sector	1.9%	2.9%	5.4%
Rank	308/415	295/407	171/378
Quartile	3	3	2

Fund Managers



Name: M&G Treasury & Investment Office
 Manager for: 7 years, 7 months

Ratings

FE Crown



Important Information

- Because of changes in exchange rates the value of your investment, as well as any money you take from it, can go down as well as up.
- Source of portfolio data: Broadridge. Source of performance data: FE fundinfo. We can't predict the future. Past performance isn't a guide to future performance. The figures shown are intended only to demonstrate performance history of the fund, after allowing for the impact of fund charges and further costs, but take no account of product charges, or any Annual Management Charge paid for by the deduction of units. Charges and further costs may vary in the future and may be higher than they are now. Fund performance is based upon the movement of the daily price and is shown as total return in GBP with net income reinvested. The value of your client's investment can go down as well as up and the amount your client gets back may be less than they put in.
- This factsheet is for investment professionals and is for information purposes only. Should you wish to present any of this content to your client, please refer to similar pages on pru.co.uk. You should refer to your client's policy documentation and supporting brochures for fund availability, investment strategy, any product information and charges. Every care has been taken in populating this output, however it must be appreciated that neither Broadridge, Prudential nor their sources guarantee the accuracy, adequacy or completeness of this information or make any warranties regarding results from its usage.

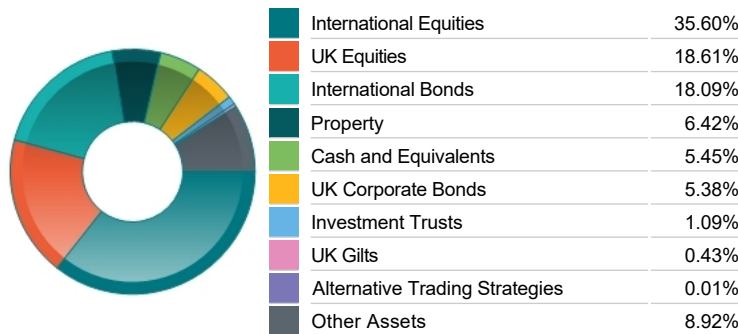
Top 10 Fund Holdings

Name	% Weight
1 M&G (1) Sterling Investment Grade Corporate Bond Class Z2A GBP	12.45%
2 M&G (1) Asia Pacific (ex Japan) Equity Class GBPZ2A	10.56%
3 M&G (ACS) Blackrock US Equity Z1B	8.74%
4 M&G (ACS) UK All Share Index Fund Z1B Acc	8.74%
5 M&G (ACS) UK 200 Index Fund Z1B Acc	8.38%
6 Eastspring US Corporate Bond Class EG (hedged)	7.74%
7 M&G Feeder of Property Portfolio Class I GBP	7.27%
8 M&G (LUX) FCP Europe ex UK Equity Fund Z1B Acc	6.38%
9 M&G (ACS) UK Listed Equity Fund Z1B Acc	4.66%
10 M&G (ACS) Japan Equity Fund Z1B Acc	3.76%

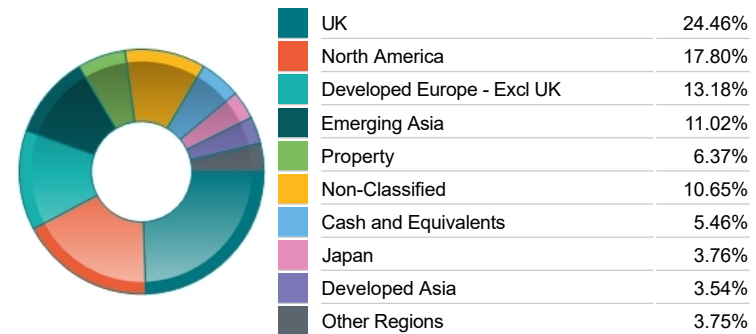
Top 10 Holdings

Name	% Weight
1 ASTRAZENECA	1.01%
2 TAIWAN SEMICONDUCTOR MANUFACTURING CO.	0.86%
3 JUNCTION SIX BIRMINGHAM	0.70%
4 SAMSUNG ELECTRONICS CO. LTD	0.68%
5 HSBC HOLDINGS	0.68%
6 PARC TROSTRE RETAIL PARK, LLAN	0.63%
7 GLAXOSMITHKLINE	0.61%
8 SHELL	0.61%
9 MICROSOFT CORP	0.60%
10 APPLE INC	0.58%

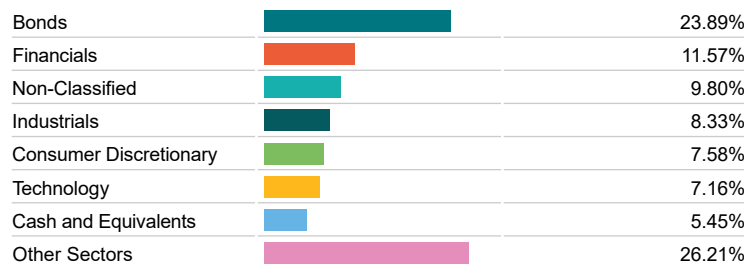
Asset Allocation



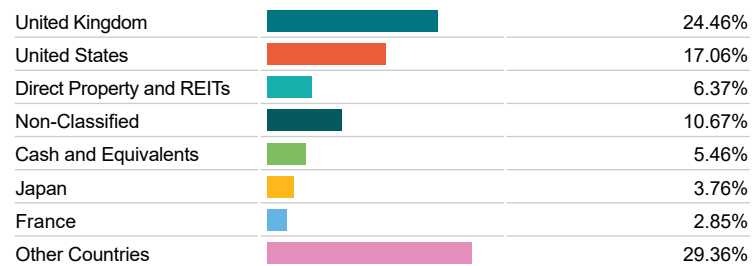
Regional Allocation



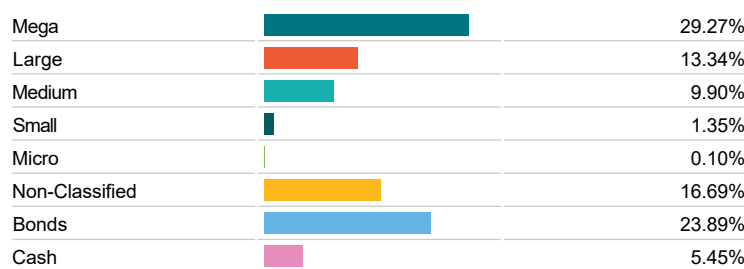
Sector Breakdown



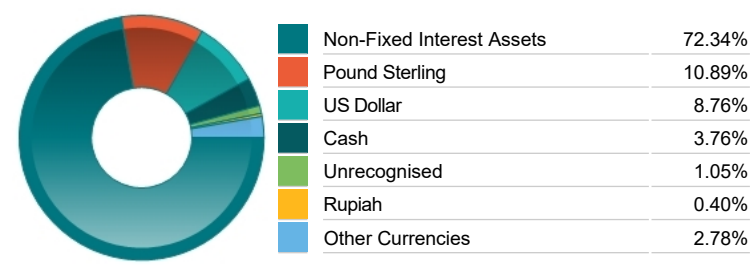
Top Country Breakdown



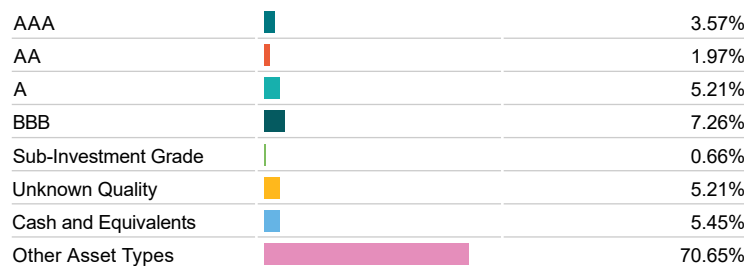
Breakdown By Market Cap (%)



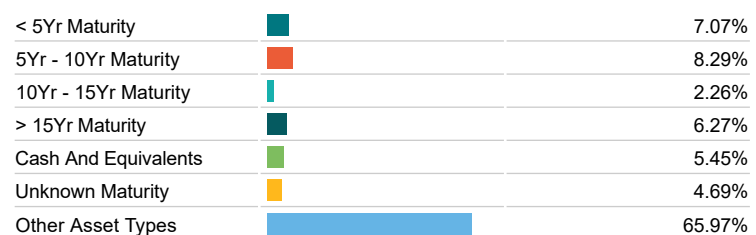
Fixed Interest Currencies



Fixed Interest Quality Profile



Fixed Interest Maturity Profile



Important Information

- Because of changes in exchange rates the value of your investment, as well as any money you take from it, can go down as well as up.
- "Prudential" is a trading name of The Prudential Assurance Company Limited, which is registered in England and Wales. Registered office at 10 Fenchurch Avenue, London EC3M 5AG. Registered number 15454. Authorised by the Prudential Regulation Authority and regulated by the Financial Conduct Authority and the Prudential Regulation Authority.