

Benchmark

Benchmark	Investment Association Strategic Bond sector
Sector	ABI Sterling Strategic Bond

Identification Codes

Sedol Code	B3BVZK7
Mex Code	PUAGLD
Isin Code	GB00B3BVZK77
Citi Code	D9K0

Fund Overview

Bid (20/08/2021)	225.20
Offer (20/08/2021)	237.00
Fund size (31/07/2021)	£0.35m
Underlying Fund size	£299.81m
Number of holdings	207
Launch date	20/10/2008

Fund Charges

Annual Management Charge (AMC)	1.70%
Further Costs	0.00%
Yearly Total	1.70%

Aims

Objective: The investment strategy of the fund is to purchase units in the Aegon Strategic Bond Fund - the underlying fund.

Underlying Fund Objective: The fund aims to maximise total return (income plus capital) by investing in fixed interest securities, in any currency, ranging from AAA rated government bonds through to high yield and emerging market corporate bonds. At least 80% of the fund will be invested in sterling and other currency denominated bonds hedged back to sterling. The fund may also invest in deposits, money market instruments, derivative instruments and forward transactions.

Performance

No data available! Please enter a valid code!

Fund Managers



Name: Colin Finlayson

Manager of the underlying fund for: 5 years, 4 months



Name: Alex Pelteski

Manager of the underlying fund for: 6 years, 8 months

Ratings

FE Crown




Important Information

- Because of changes in exchange rates the value of your investment, as well as any money you take from it, can go down as well as up.
- Some funds may invest in 'underlying' funds or other investment vehicles. The performance of our fund, compared to what it's invested in won't be exactly the same. That can be due to additional charges, cash management (needed to help people to enter and leave our fund when they want), tax and the timing of investments (this is known as a fund's dealing cycle, it varies between managers and can be several days).
- Source of portfolio data: Broadridge. Source of performance data: FE fundinfo. We can't predict the future. Past performance isn't a guide to future performance. The figures shown are intended only to demonstrate performance history of the fund, after allowing for the impact of fund charges and further costs, but take no account of product charges, or any Annual Management Charge paid for by the deduction of units. Charges and further costs may vary in the future and may be higher than they are now. Fund performance is based upon the movement of the daily price and is shown as total return in GBP with gross income reinvested. The value of your client's investment can go down as well as up and the amount your client gets back may be less than they put in.
- This factsheet is for investment professionals and is for information purposes only. Should you wish to present any of this content to your client, please refer to similar pages on pru.co.uk. You should refer to your client's policy documentation and supporting brochures for fund availability, investment strategy, any product information and charges. Every care has been taken in populating this output, however it must be appreciated that neither Broadridge, Prudential nor their sources guarantee the accuracy, adequacy or completeness of this information or make any warranties regarding results from its usage.

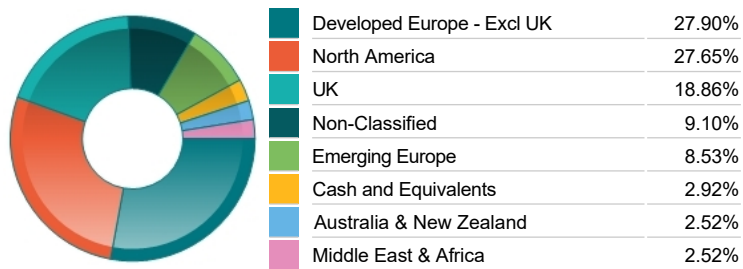
Top 10 Holdings

Name	% Weight	Sector	Country
1 US TREASURY N/B 4% 31/01/2029	2.75%	Bonds	United States
2 NEW ZEALAND GOVERNMENT 2.75% 15/04/2037 0437	2.52%	Bonds	New Zealand
3 SAFEHOLD GL HOLDINGS LLC 6.1% 01/04/2034	2.43%	Bonds	United States
4 4¼% Treasury Stock 2032	2.04%	Bonds	United Kingdom
5 PIRAEUS FINANCIAL HLDGS VAR 17/04/2034 EMTN	1.96%	Bonds	Greece
6 WARNERMEDIA HOLDINGS I 5.391% 15/03/2062	1.80%	Bonds	United States
7 US TREASURY N/B 1.875% 15/02/2032	1.75%	Bonds	United States
8 EUROBANK ERG SVCS HLDGS VAR 25/04/2034 EMTN	1.62%	Bonds	Non-Classified
9 NOVO BANCO SA VAR 01/12/2033	1.41%	Non-Classified	Non-Classified
10 ABANCA CORP BANCARIA SA VAR 14/10/2171	1.39%	Bonds	Spain


Asset Allocation



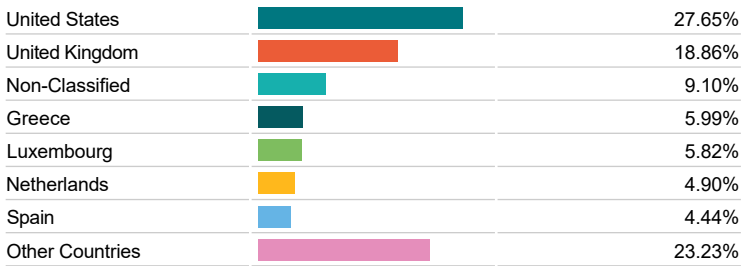
Regional Allocation



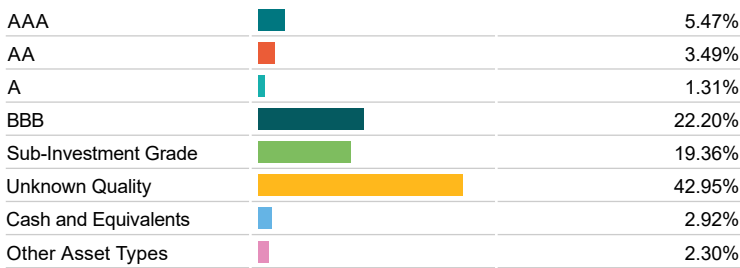
Bond Sector Breakdown



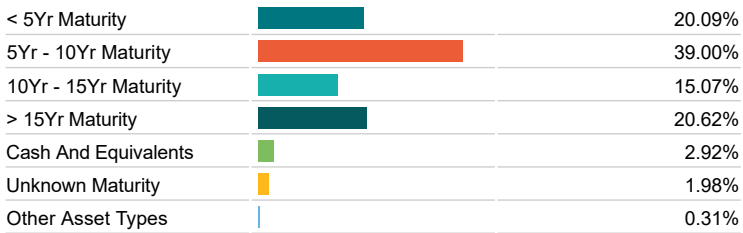
Top Country Breakdown



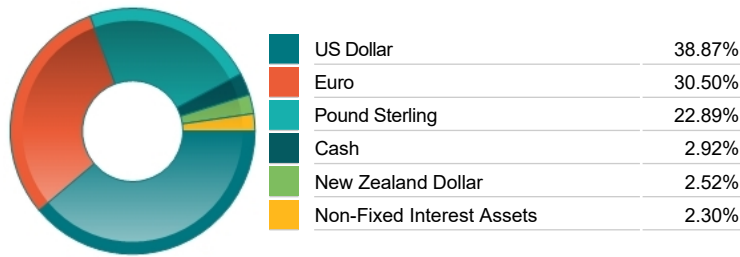
Fixed Interest Quality Profile



Fixed Interest Maturity Profile



Fixed Interest Currencies



Important Information

- Because of changes in exchange rates the value of your investment, as well as any money you take from it, can go down as well as up.
- The Industry Classification Benchmark is a product of FTSE International Limited and has been licensed for use.
- "Prudential" is a trading name of The Prudential Assurance Company Limited, which is registered in England and Wales. Registered office at 10 Fenchurch Avenue, London EC3M 5AG. Registered number 15454. Authorised by the Prudential Regulation Authority and regulated by the Financial Conduct Authority and the Prudential Regulation Authority.