

Benchmark

Benchmark	MSCI World Index (Net)
Benchmark Category	-
IA Sector	Global Equity Income

Identification Codes

Sedol Code	B235J20
Mex Code	C5GEIC
Isin Code	GB00B235J206
Citi Code	0YD9

Fund Overview

Mid (02/04/2026)	440.80p
Historic yield	1.98%
Fund size (28/02/2026)	£736.82m
Number of holdings	353
Ongoing Charges	0.84%
Launch date	07/02/2007

Fund Charges

Entry Charge	0.00%
Ongoing Charges	0.84%

Fund Background

Valuation frequency	Daily
Valuation point	12:00
Fund type	ICVC
Launch price	£0.50
Fund currency	Pound Sterling
Fund domicile	United Kingdom
ISA allowable	Yes
SIPP allowable	Yes

Dealing

Minimum Investment	£5000000
Minimum Top Up	£100000
Minimum Regular Saving	-
Settlement Period: Buy	3 days
Settlement Period: Sell	3 days
Pricing Basis	Forward
Dealing Decimals	3

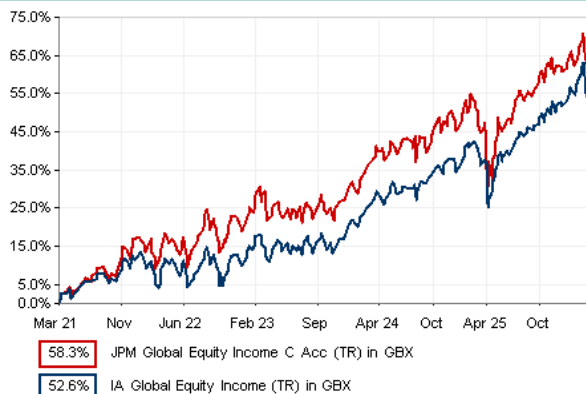
Distribution Dates

Ex dividend date(s)	Income payment date(s)
01 November	31 January
01 February	30 April
01 May	31 July
01 August	31 October

Aims

To provide a portfolio designed to achieve high and rising income by investing globally, primarily in equities, in any economic sector whilst participating in long term capital growth.

Performance




Discrete performance - to last month end

	31/03/21 to 31/03/22	31/03/22 to 31/03/23	31/03/23 to 31/03/24	31/03/24 to 31/03/25	31/03/25 to 31/03/26
Fund	18.8%	4.9%	13.0%	2.0%	10.2%
Sector	11.8%	2.3%	13.3%	4.8%	12.3%
Rank	3/47	12/49	25/52	39/53	36/55
Quartile	1	1	2	3	3

Annualised performance

	Annualised		
	3 Years to 31/03/26	5 Years to 31/03/26	10 Years to 31/03/26
Fund	8.3%	9.6%	11.6%
Sector	10.1%	8.8%	9.3%
Rank	38/52	22/47	8/33
Quartile	3	2	1

Fund Managers



Name: Sam Witherow Helge Skibeli
 Manager for: 7 years, 1 months 8 years, 1 months

Ratings

FE Crown




Group Details

Group name	JPMorgan Fund ICVC
Group address	JPMorgan Fund ICVC
Group telephone	1234567891
Dealing telephone	-
Email	-
Homepage	www.JPMAM.com
Fax number	-

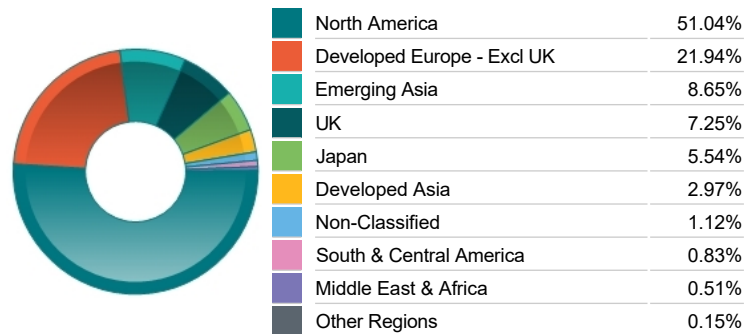
Top 10 Holdings

Name	% Weight	Sector	Country
1 TAIWAN SEMICONDUCTOR MANUFACTURING COMPANY LIMITED	6.52%	Technology Hardware & Equipment	Taiwan
2 MICROSOFT CORPORATION	3.95%	Software & Computer Services	United States
3 BROADCOM	2.78%	Technology Hardware & Equipment	United States
4 NEXTERA ENERGY	2.66%	Electricity	United States
5 TRANE TECHNOLOGIES	2.46%	Construction & Materials	Ireland
6 LOWES COMPANIES	2.26%	Retailers	United States
7 YUM BRANDS	2.25%	Travel & Leisure	United States
8 SAFRAN	2.14%	Aerospace & Defence	France
9 ABBVIE	1.94%	Pharmaceuticals & Biotechnology	United States
10 JOHNSON & JOHNSON	1.94%	Pharmaceuticals & Biotechnology	United States

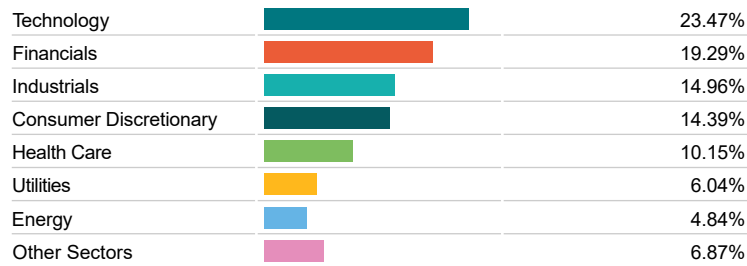
Asset Allocation



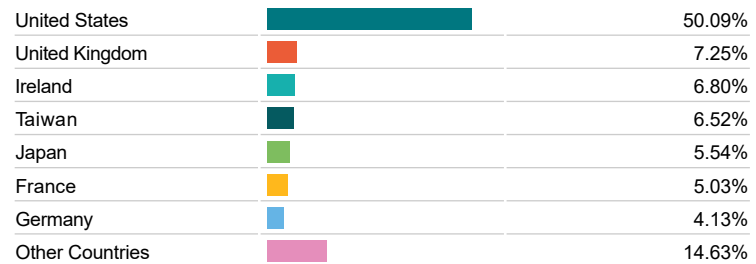
Regional Allocation



Equity Sector Breakdown



Top Country Breakdown



Breakdown By Market Cap (%)



Fixed Interest Currencies

