

Aims

Objective: The investment strategy of the fund is to purchase units in the M&G PP International Bond Fund - the underlying fund.

Underlying Fund Objective: The fund invests in all the major government bond markets outside the UK with principal holdings in the US, Japan and Europe. The fund is actively managed against its benchmark, the Barclays Global Aggregate Treasury Custom Over \$3bn Index. Both active stock selection and asset allocation are used to add value.

Performance Objective: To outperform the benchmark by 0.75% a year (before charges) on a rolling three year basis.

Benchmark

Benchmark	Barclays Global Aggregate Treasury Custom > \$3bn
ABI Sector	Global Fixed Interest

Identification Codes

Sedol Code	3168615
Mex Code	PUIBD
Isin Code	GB0031686156
Citi Code	P278

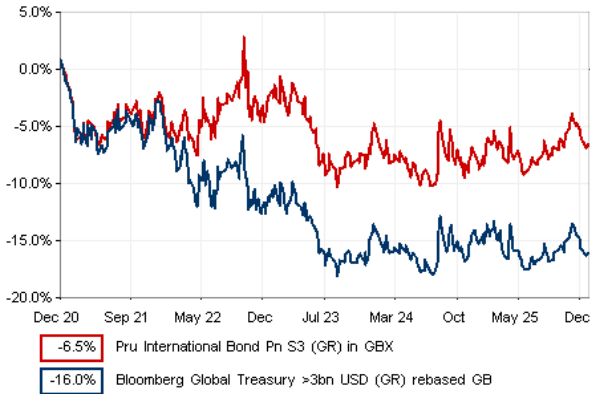
Fund Overview

Daily price (07/01/2026)	282.80
Fund size (30/11/2025)	£1.69m
Underlying Fund size	£1.73m
Number of holdings	42
Launch date	06/04/2001

Fund Charges

Annual Management Charge (AMC)	Please refer to the "Fund Guide" for your specific pension plan
--------------------------------	---

Performance



Discrete performance - to latest available quarter end

	31/12/20 to 31/12/21	31/12/21 to 31/12/22	31/12/22 to 31/12/23	31/12/23 to 31/12/24	31/12/24 to 31/12/25
Fund	-5.0%	2.5%	-2.3%	-3.9%	2.2%
Benchmark	-5.9%	-6.2%	-2.2%	-1.9%	-0.9%

Performance - to latest available quarter end

	Quarter 4 2025	3 Years to 31/12/25	5 Years to 31/12/25	10 Years to 31/12/25
Fund	-0.3%	-1.4%	-1.3%	2.8%
Benchmark	-0.5%	-1.7%	-3.4%	1.3%

Prudential Risk Rating

Medium Risk

These funds may invest in multi-asset strategies with a higher weighting in equities (or with significant derivative use), while funds investing mainly in property, high yield or government bonds (such as UK Gilts) are also in this category.

These risk ratings have been developed by Prudential to help provide an indication of a fund's potential level of risk and reward based on the type of assets which may be held by the fund. Other companies may use different descriptions and as such these risk ratings should not be considered as generic across the fund management industry.

We regularly review our fund risk ratings, so they may change in the future. If, in our view, there is a material change in the fund's level of risk, for example due to a significant change to the assets held by the fund or in the way the fund is managed, we will provide information on the new risk rating. We recommend that you make sure you understand the risk rating of any fund before you invest.

Fund Managers



Name: Robert Burrows
Manager of the underlying fund for: 2 years, 7 months

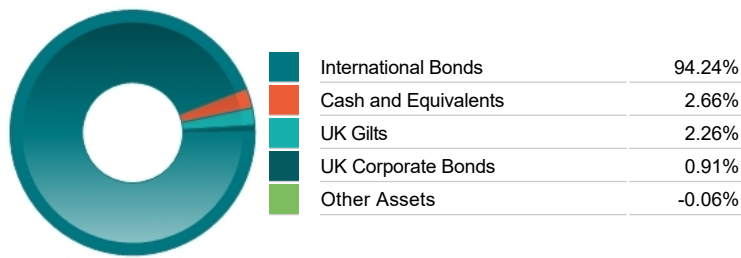
Important Information

- Because of changes in exchange rates the value of your investment, as well as any money you take from it, can go down as well as up.
- Some funds may invest in 'underlying' funds or other investment vehicles. The performance of our fund, compared to what it's invested in won't be exactly the same. That can be due to additional charges, cash management (needed to help people to enter and leave our fund when they want), tax and the timing of investments (this is known as a fund's dealing cycle, it varies between managers and can be several days).
- Source of portfolio data: Broadridge. Source of performance data: FE fundinfo. We can't predict the future. Past performance isn't a guide to future performance. The figures shown are intended only to demonstrate performance history of the fund, after allowing for the impact of fund charges and further costs, but take no account of any Annual Management Charge paid for by the deduction of units. Charges and further costs may vary in the future and may be higher than they are now. Fund performance is based upon the movement of the daily price and is shown as total return in GBP with gross income reinvested. The value of your client's investment can go down as well as up and the amount your client gets back may be less than they put in.
- This factsheet is intended for the advisers of occupational pension schemes using Prudential group pension contracts and Prudential grouped personal pensions and Stakeholder pension contracts. Its purpose is to provide an insight into how investment markets and funds have performed over the period and is provided for information only. You should refer to your client's scheme documentation (e.g. Fund Guide) for fund availability, investment strategy, any scheme information and charges. Every care has been taken in populating this output, however it must be appreciated that neither Broadridge, Prudential nor their sources guarantee the accuracy, adequacy or completeness of this information or make any warranties regarding results from its usage.

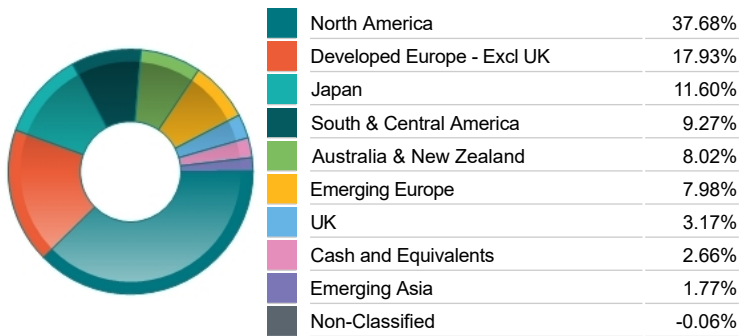
Top 10 Holdings

Name	% Weight	Sector	Country
1 TREASURY NOTE	9.60%	Bonds	United States
2 TREASURY (CPI) NOTE	7.10%	Bonds	United States
3 JAPAN (GOVERNMENT OF) 2YR #462	6.75%	Bonds	Japan
4 TREASURY NOTE	6.68%	Bonds	United States
5 NORWAY KINGDOM OF (GOVERNMENT)	6.34%	Bonds	Norway
6 ITALY (REPUBLIC OF) MTN RegS	6.21%	Bonds	Italy
7 TREASURY NOTE	4.97%	Bonds	United States
8 CZECH REPUBLIC	4.89%	Bonds	Czech Republic
9 MEXICO (UNITED MEXICAN STATES) (GO	4.64%	Bonds	Mexico
10 MEXICO (UNITED MEXICAN STATES) (GO MTN	4.63%	Bonds	Mexico

Asset Allocation



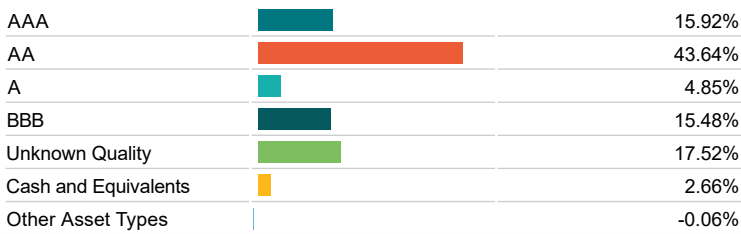
Regional Allocation



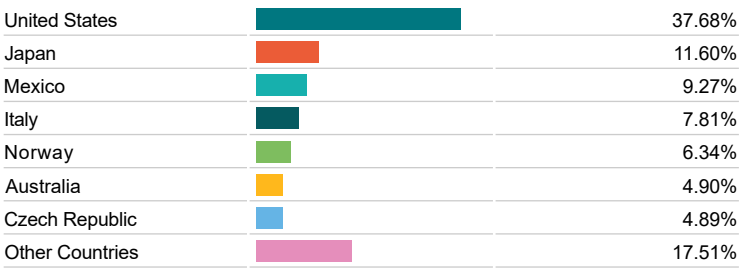
Bond Sector Breakdown



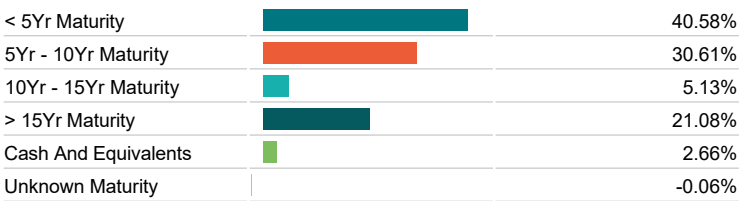
Fixed Interest Quality Profile



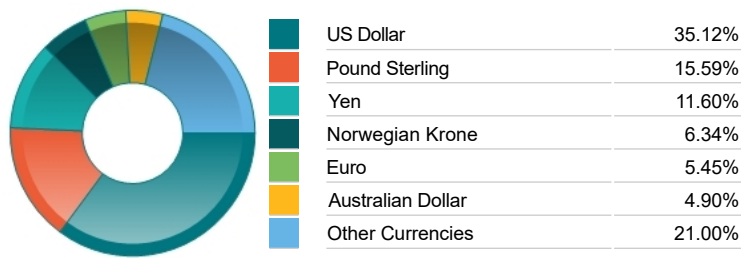
Top Country Breakdown



Fixed Interest Maturity Profile



Fixed Interest Currencies



Important Information

- Because of changes in exchange rates the value of your investment, as well as any money you take from it, can go down as well as up.
- The Industry Classification Benchmark is a product of FTSE International Limited and has been licensed for use.
- 'Prudential' is a trading name of Prudential Pensions Limited. Prudential Pensions Limited is registered in England and Wales. Registered office at 10 Fenchurch Avenue, London EC3M 5AG. Registered number 992726. Authorised by the Prudential Regulation Authority and regulated by the Financial Conduct Authority and the Prudential Regulation Authority.

Commentary

Performance as at Q3 2025 -The third quarter of 2025 saw notable shifts across global markets, driven by evolving monetary policy, political developments, and economic data. In the Euro area, the European Central Bank held its deposit rate at 2%, signalling a pause in further easing. Inflation continued to moderate, with headline CPI confirmed at 1.9% in August and core inflation at 2.3%. Germany's business activity weakened, with both manufacturing and services PMIs in contraction. France experienced significant political instability following the collapse of PM Bayrou's government after a failed €44 billion austerity proposal.

The budget deficit reached 5.4%, youth unemployment rose to 18.2%, and industrial output declined amid high energy costs and weak demand. Bond yields surged, and Fitch downgraded France's credit rating to A+ due to limited fiscal flexibility and rising debt costs. In the UK, inflation remained stubbornly high, with June CPI rising to 3.6% year-on-year. Wage growth stayed elevated at 6-7%, while unemployment edged up to 4%.

The Bank of England cut the Base Rate by 25bps to 4% in August, its fifth consecutive cut this year, reflecting recession concerns. However, with inflation still above the 2% target, the BoE paused further easing in September, citing fragile growth and rising unemployment. The Monetary Policy Committee reiterated its cautious, data-dependent approach.

In the US, the quarter was shaped by geopolitical tensions, fiscal stimulus, and signs of economic cooling. The administration escalated tariffs, including a 35% rate on Canadian goods, while passing a major tax cut package. Inflation ticked up to 2.7% in June, ending the spring disinflation trend. Labour market data weakened, with only 73,000 jobs added in July and unemployment rising to 4.3% by September. The Federal Reserve responded with its first rate cut of the year, lowering the target range to 4.00-4.25%. Chair Powell described it as a "risk-management cut," with projections indicating 75bps of total cuts expected in 2025.

Credit markets performed well across regions. Investment grade corporate bond spreads tightened to 78bps in Euro IG (-13bps), 81bps in UK IG (-15bps), and 76bps in US IG (-10bps). Total returns were positive: +0.91% in Euro IG, +0.74% in UK IG, and +2.65% in US IG. Government bonds delivered mixed results, with US Treasuries outperforming (+1.56%), while Euro and UK government bonds posted negative returns of -0.34% and -0.75%, respectively. High yield credit spreads also tightened, ending at 268bps in Euro HY (-48bps) and 280bps in US HY (-16bps). Total returns were +1.89% in Euro HY and +2.40% in US HY.

Source: M&G

Important Information

- Prudential' is a trading name of Prudential Pensions Limited. Prudential Pensions Limited is registered in England and Wales. Registered office at 10 Fenchurch Avenue, London EC3M 5AG. Registered number 992726. Authorised by the Prudential Regulation Authority and regulated by the Financial Conduct Authority and the Prudential Regulation Authority.