

Aims

Objective: The investment strategy of the fund is to purchase units in the M&G PP International Bond Fund - the underlying fund.

Underlying Fund Objective: The fund invests in all the major government bond markets outside the UK with principal holdings in the US, Japan and Europe. The fund is actively managed against its benchmark, the Barclays Global Aggregate Treasury Custom Over \$3bn Index. Both active stock selection and asset allocation are used to add value.

Performance Objective: To outperform the benchmark by 0.75% a year (before charges) on a rolling three year basis.

Benchmark

Benchmark Barclays Global Aggregate Treasury Custom > \$3bn
Sector ABI Global Fixed Interest

Identification Codes

Sedol Code 3168615
Mex Code PUIBD
Isin Code GB0031686156
Citi Code P278

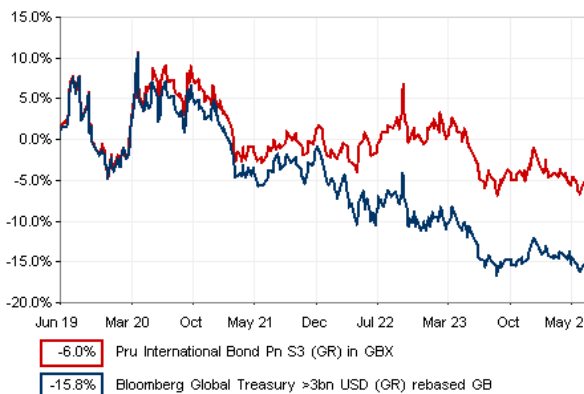
Fund Overview

Daily price (11/07/2024) 271.80
Fund size (31/05/2024) £2.25m
Underlying Fund size £2.32m
Number of holdings 27
Launch date 06/04/2001

Fund Charges

Annual Management Charge (AMC) Please refer to the "Fund Guide" for your specific pension plan

Performance



Discrete performance - to latest available quarter end

	30/06/19 to 30/06/20	30/06/20 to 30/06/21	30/06/21 to 30/06/22	30/06/22 to 30/06/23	30/06/23 to 30/06/24
Fund	8.6%	-8.8%	0.5%	-4.5%	-1.1%
Benchmark	6.7%	-10.0%	-4.6%	-6.7%	-1.4%

Performance - to latest available quarter end

	Quarter	Annualised		
	2 2024	3 Years to 30/06/24	5 Years to 30/06/24	10 Years to 30/06/24
Fund	-2.2%	-1.7%	-1.2%	3.3%
Benchmark	-2.3%	-4.3%	-3.4%	1.7%

Prudential Risk Rating


Medium Risk

These funds may invest in multi-asset strategies with a higher weighting in equities (or with significant derivative use), while funds investing mainly in property, high yield or government bonds (such as UK Gilts) are also in this category.

These risk ratings have been developed by Prudential to help provide an indication of a fund's potential level of risk and reward based on the type of assets which may be held by the fund. Other companies may use different descriptions and as such these risk ratings should not be considered as generic across the fund management industry.

We regularly review our fund risk ratings, so they may change in the future. If, in our view, there is a material change in the fund's level of risk, for example due to a significant change to the assets held by the fund or in the way the fund is managed, we will provide information on the new risk rating. We recommend that you make sure you understand the risk rating of any fund before you invest.

Fund Managers



Name: David Lloyd
Manager of the underlying fund for: 15 years, 6 months

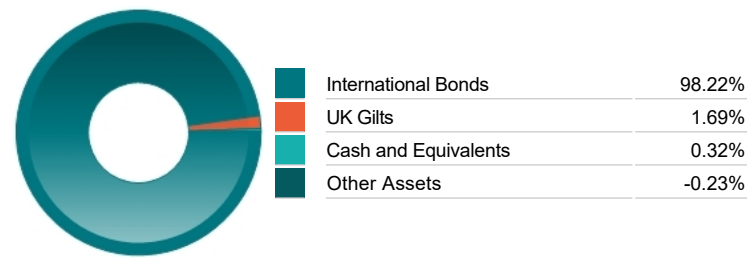
Important Information

- Because of changes in exchange rates the value of your investment, as well as any money you take from it, can go down as well as up.
- Some funds may invest in 'underlying' funds or other investment vehicles. The performance of our fund, compared to what it's invested in won't be exactly the same. That can be due to additional charges, cash management (needed to help people to enter and leave our fund when they want), tax and the timing of investments (this is known as a fund's dealing cycle, it varies between managers and can be several days).
- Source of portfolio data: Broadridge. Source of performance data: FE fundinfo. We can't predict the future. Past performance isn't a guide to future performance. The figures shown are intended only to demonstrate performance history of the fund, after allowing for the impact of fund charges and further costs, but take no account of any Annual Management Charge paid for by the deduction of units. Charges and further costs may vary in the future and may be higher than they are now. Fund performance is based upon the movement of the daily price and is shown as total return in GBP with gross income reinvested. The value of your client's investment can go down as well as up and the amount your client gets back may be less than they put in.
- This factsheet is intended for the advisers of occupational pension schemes using Prudential group pension contracts and Prudential grouped personal pensions and Stakeholder pension contracts. Its purpose is to provide an insight into how investment markets and funds have performed over the period and is provided for information only. You should refer to your client's scheme documentation (e.g. Fund Guide) for fund availability, investment strategy, any scheme information and charges. Every care has been taken in populating this output, however it must be appreciated that neither Broadridge, Prudential nor their sources guarantee the accuracy, adequacy or completeness of this information or make any warranties regarding results from its usage.

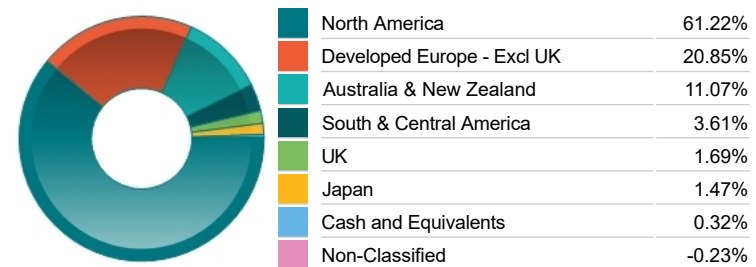
Top 10 Holdings

Name	% Weight	Sector	Country
1 TREASURY NOTE	21.86%	Bonds	United States
2 TREASURY NOTE	14.26%	Bonds	United States
3 KFW	7.78%	Bonds	Germany
4 ITALY (REPUBLIC OF) MTN RegS	4.69%	Bonds	Italy
5 NEW ZEALAND (GOVERNMENT OF)	4.68%	Bonds	New Zealand
6 CAD/JPY	4.50%	Non-Classified	Non-Classified
7 NORWAY (KINGDOM OF)	4.36%	Bonds	Norway
8 INTERNATIONAL BANK FOR RECONSTRUCT MTN	4.28%	Bonds	United States
9 CANADA (GOVERNMENT OF)	4.13%	Bonds	Canada
10 TREASURY BOND	3.87%	Bonds	United States

Asset Allocation



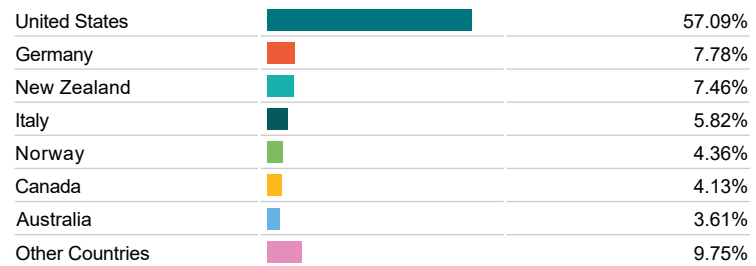
Regional Allocation



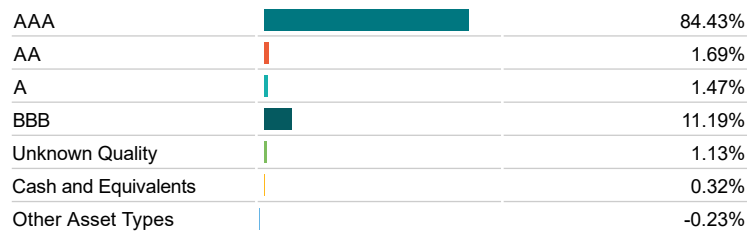
Bond Sector Breakdown



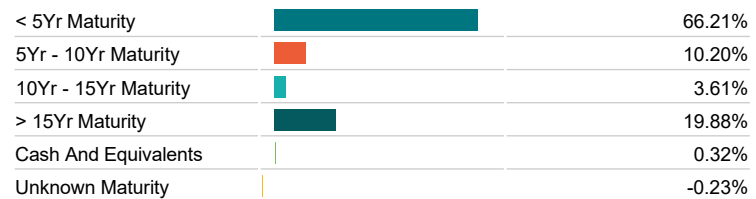
Top Country Breakdown



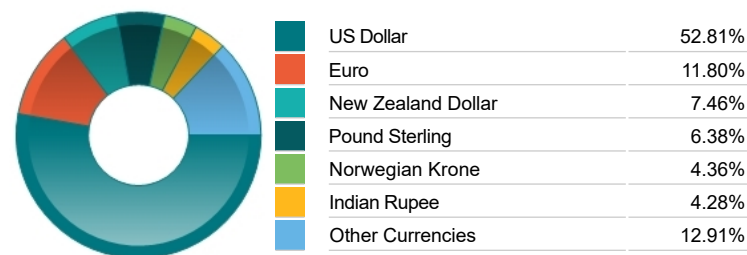
Fixed Interest Quality Profile



Fixed Interest Maturity Profile



Fixed Interest Currencies



Important Information

- Because of changes in exchange rates the value of your investment, as well as any money you take from it, can go down as well as up.
- The Industry Classification Benchmark is a product of FTSE International Limited and has been licensed for use.
- "Prudential" is a trading name of The Prudential Assurance Company Limited (PACL), which is registered in England and Wales. Registered office at 10 Fenchurch Avenue, London EC3M 5AG. Registered number 15454. Authorised by the Prudential Regulation Authority and regulated by the Financial Conduct Authority and the Prudential Regulation Authority. Prudential Retirement Income Limited is registered in Scotland. Registered office at Craigforth, Stirling FK9 4UE. Registered number SCO47842. Authorised by the Prudential Regulation Authority and regulated by the Financial Conduct Authority and the Prudential Regulation Authority.

Commentary

Performance as at Q1 2024 - During the first quarter, higher US inflation prints and more hawkish comments from the Federal Reserve combined with the positive growth data (US economy was shown to have grown at +3.4% in Q4 23), have provided a major boost to the S&P 500 (+10.6%), saw HY credit spreads tightening, and oil prices rising (Brent crude +13.6% on the quarter to \$87.48/bbl). Eurozone and UK inflation continued their downward trajectory, albeit wider reflationary concerns saw the market price out between 70-100bps of interest rate cuts in 2024. The market is now pricing June '24 as the most likely timing for a first cut in the US, Europe and UK. US Treasuries (-1.0%), German Bunds (-1.4%), and UK Gilts (-1.7%) were all seen to struggle over the quarter as inflation remained persistent, and central banks pushed out the timing of rate cuts versus the start of the year. Despite the weaker period overall, March did see a more positive backdrop for sovereign bonds. Separately, March also saw two significant milestones: (i) the Bank of Japan ending their negative interest rate policy, and (ii) the Swiss National Bank being the first G10 currency to cut rates this cycle, with a 25bp cut in their policy rate to 1.50%. Q1 saw Investment Grade (IG) new issuance at record levels and strong positive market sentiment drove credit spreads tighter across markets. Spreads on EUR, GBP and US IG corporates ended the quarter 113bps (-23bps), 114 (-20bps) and 94bps (-10bps) respectively, with high beta names, cyclicals and financials being the outperformers. However, given the scaling back of rate cut expectations government bond yields moved higher, leading to more muted total returns during the quarter with EUR, GBP and US IG corporates delivering +0.4%, +0.2% and -0.1% respectively (local ccy). All in yields remain historically high, offering a positive real yield for investors (EUR 3.6%, GBP 5.2%, USD 5.4%). High Yield (HY) credit fared similarly. Spread tightening (-38bps) helped the European HY credit market deliver gains of +1.7% over the quarter, with the shorter dated nature of the index negating the impact of higher rates. Most sectors delivered solid performance in March. Q1 was the busiest quarter for HY issuance in over 2 years, however, the pace moderated during March and is expected to continue along this trajectory going forward.

Source: M&G

Important Information

- Prudential is a trading name of Prudential Pensions Limited. Prudential Pensions Limited is registered in England and Wales. Registered office at 10 Fenchurch Avenue, London EC3M 5AG. Registered number 992726. Authorised by the Prudential Regulation Authority and regulated by the Financial Conduct Authority and the Prudential Regulation Authority.