

### Benchmark

Benchmark	There will be no comparator benchmark for the fund
Benchmark Category	-
IA Sector	Volatility Managed

### Identification Codes

Sedol Code	BYZHL77
Mex Code	BRJWI
Isin Code	GB00BYZHL773
Citi Code	OPXQ

### Fund Overview

Mid (02/04/2026)	280.06p
Historic yield	1.97%
Fund size (28/02/2026)	£113.42m
Number of holdings	9540
Ongoing Charges	0.40%
Launch date	19/07/2018

### Fund Charges

Entry Charge	0.00%
Ongoing Charges	0.40%

### Fund Background

Valuation frequency	Daily
Valuation point	12:00
Fund type	ICVC
Launch price	£2.00
Fund currency	Pound Sterling
Fund domicile	United Kingdom
ISA allowable	Yes
SIPP allowable	Yes

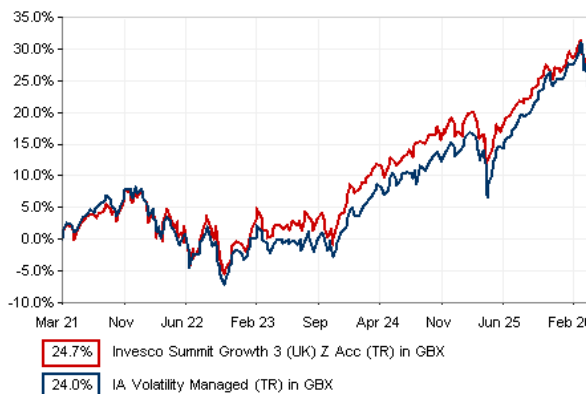
### Dealing

Minimum Investment	£500
Minimum Top Up	£100
Minimum Regular Saving	£20
Settlement Period: Buy	3 days
Settlement Period: Sell	3 days
Pricing Basis	Forward
Dealing Decimals	2

### Aims

The Fund seeks to grow the amount invested over the long term (5 years plus). The Invesco Summit Growth 3 Fund (UK) is one of five multi-asset Funds from the Invesco Summit Growth range. Of the five Funds, this Fund typically has a balanced exposure to defensive assets, such as investment grade debt securities, and assets providing potential for growth, such as equities, and aims to have a median level of volatility relative to global equities (with reference to the MSCI AC World Index). There is no guarantee that the Fund will achieve these aims and an investor may not get back the amount invested. The Fund gains exposure to diversified asset classes globally. These asset classes may include equities, equity related securities, debt securities (including investment grade debt, non-investment grade debt and senior loans), property, commodities, cash, cash equivalents and money market instruments. The Fund primarily accesses these asset classes through collective investment schemes and other products (such as exchange traded funds and investment trusts) managed or operated within the Invesco group. However, the Fund may also invest directly in transferable securities, money market instruments, deposits and cash.

### Performance




### Discrete performance - to last month end

	31/03/21 to 31/03/22	31/03/22 to 31/03/23	31/03/23 to 31/03/24	31/03/24 to 31/03/25	31/03/25 to 31/03/26
Fund	5.0%	-3.5%	10.8%	2.7%	8.1%
Sector	4.0%	-4.6%	9.6%	3.5%	10.1%
Rank	65/186	50/189	75/205	153/208	146/213
Quartile	2	2	2	3	3


### Annualised performance

	Annualised		
	3 Years to 31/03/26	5 Years to 31/03/26	10 Years to 31/03/26
Fund	7.2%	4.5%	n/a
Sector	7.7%	4.4%	5.5%
Rank	122/205	88/186	n/a
Quartile	3	2	n/a

### Fund Managers



Name:	Alessio de Longis	Jeffrey Bennett	David Aujla	Georgina Taylor
Manager for:	1 years, 6 months	1 years, 6 months	2 years, 11 months	2 years, 6 months



Invesco Investment Solutions Team  
6 years, 3 months

### Ratings

FE Crown



### Group Details

Group name	Invesco ICVC
Group address	INVECO Park Henley-on-Thames Oxfordshire RG9 1HH United Kingdom
Group telephone	0800 028 2121
Dealing telephone	0800 085 8571
Email	Sally.Elsbury@Invesco.com
Homepage	https://www.invesco.co.uk/uk
Fax number	01491 416000

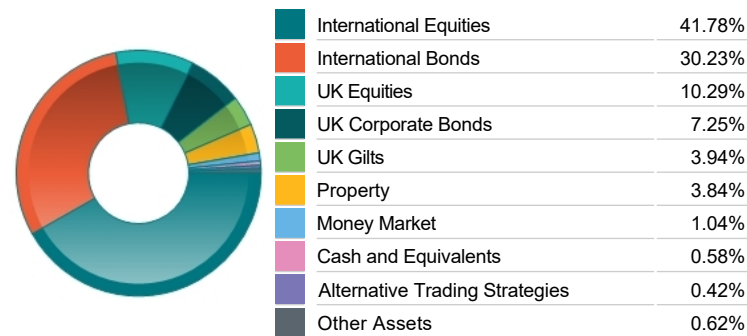
**Top 10 Fund Holdings**

Name	% Weight
1 Invesco Markets Plc Invesco S&P 500 UCITS ETF -	14.34%
2 Invesco Markets Plc Invesco GBP Corporate Bond Screened & Tilted UCITS ETF (Dist.)	7.61%
3 Invesco Global Income Real Estate Securities C (GBP-Hgd)	6.28%
4 Invesco Markets Plc Invesco US Treasury Bond 1-3 Year UCITS ETF GBP Hdg (Dist.)	6.08%
5 Invesco Emerging Markets Local Debt Class Z	5.11%
6 Invesco Markets Plc Invesco S&P 500 Equal Weight UCITS ETF -	4.73%
7 Invesco ICVC High Yield (UK) Class Z	4.41%
8 Invesco ICVC Global Equity (UK) Class Z	4.35%
9 Invesco Markets Plc Invesco Euro Government Bond UCITS ETF (Dist.)	4.03%
10 Invesco Markets Plc Invesco MSCI Europe ex-UK UCITS ETF -	3.83%

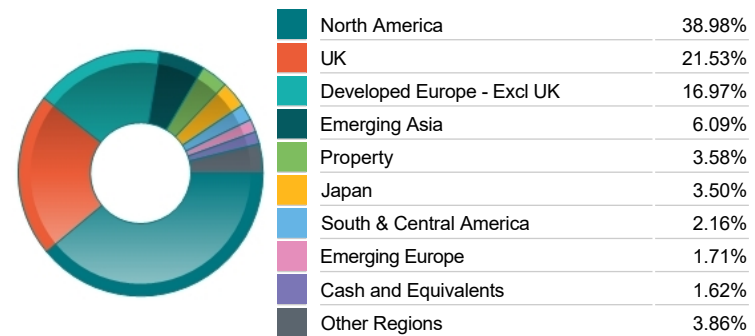
**Top 10 Holdings**

Name	% Weight
1 NVIDIA CORPORATION	1.57%
2 APPLE	1.35%
3 MICROSOFT CORPORATION	1.21%
4 AMAZON.COM	0.81%
5 TAIWAN SEMICONDUCTOR MANUFACTURING COMPANY LIMITED	0.66%
6 META PLATFORMS	0.48%
7 ALPHABET	0.47%
8 WELLTOWER	0.45%
9 HSBC HOLDINGS	0.43%
10 ASTRAZENECA	0.40%

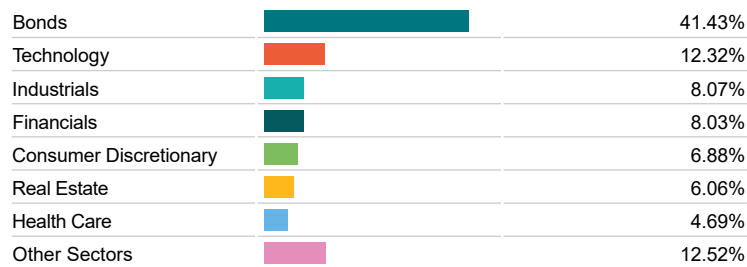
**Asset Allocation**



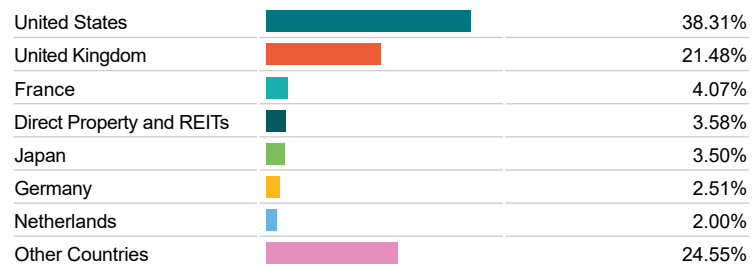
**Regional Allocation**



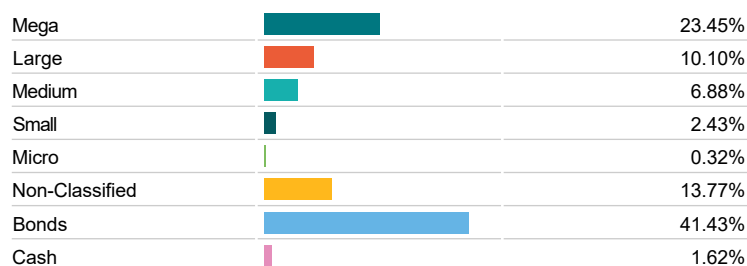
**Sector Breakdown**



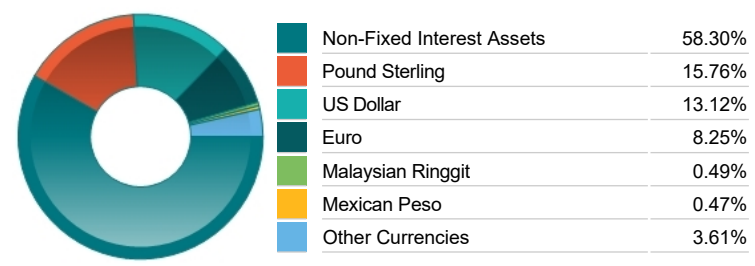
**Top Country Breakdown**



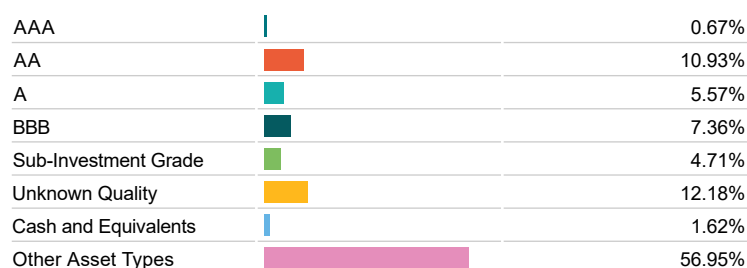
**Breakdown By Market Cap (%)**



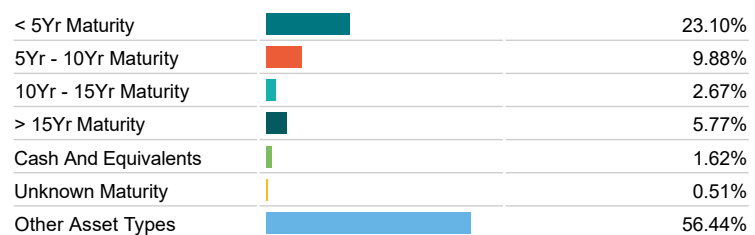
**Fixed Interest Currencies**



**Fixed Interest Quality Profile**



**Fixed Interest Maturity Profile**



**Important Information**

- The Industry Classification Benchmark is a product of FTSE International Limited and has been licensed for use.
- "Prudential" is a trading name of The Prudential Assurance Company Limited, which is registered in England and Wales. Registered office at 10 Fenchurch Avenue, London EC3M 5AG. Registered number 15454. Authorised by the Prudential Regulation Authority and regulated by the Financial Conduct Authority and the Prudential Regulation Authority.