

Benchmark

Benchmark	IA Mixed Investment 40-85% Shares sector
Benchmark Category	Target
IA Sector	Mixed Investment 40-85% Shares

Identification Codes

Sedol Code	BG08782
Mex Code	-
Isin Code	GB00BG087823
Citi Code	Q4QV

Fund Overview

Mid (02/04/2026)	169.95
Historic yield	2.31%
Fund size (28/02/2026)	£1033.74m
Number of holdings	4734
Ongoing Charges	0.55%
Launch date	26/02/1993

Fund Charges

Entry Charge	0.00%
Ongoing Charges	0.55%

Fund Background

Valuation frequency	Daily
Valuation point	12:00
Fund type	OEIC
Launch price	£0.25
Fund currency	Pound Sterling
Fund domicile	United Kingdom
ISA allowable	Yes
SIPP allowable	Yes

Dealing

Minimum Investment	-
Minimum Top Up	-
Minimum Regular Saving	-
Settlement Period: Buy	-
Settlement Period: Sell	-
Pricing Basis	None
Dealing Decimals	-

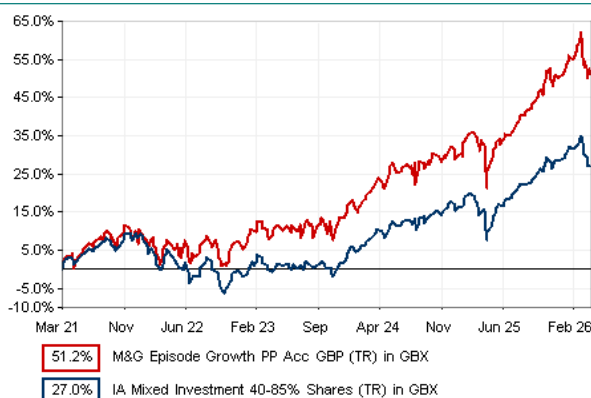
Distribution Dates

Ex dividend date(s)	Income payment date(s)
01 February	01 March
04 May	30 June
02 August	30 September
01 November	31 December

Aims

The Fund aims to provide a higher total return (the combination of capital growth and income) net of the Ongoing Charge Figure, than the average return of the IA Mixed Investment 40-85% Shares Sector over any five-year period.

Performance



Discrete performance - to last month end

	31/03/21 to 31/03/22	31/03/22 to 31/03/23	31/03/23 to 31/03/24	31/03/24 to 31/03/25	31/03/25 to 31/03/26
Fund	7.8%	2.3%	12.4%	5.7%	15.5%
Sector	5.2%	-4.5%	10.2%	3.3%	11.0%
Rank	53/179	2/185	51/192	26/209	16/215
Quartile	2	1	2	1	1

Annualised performance

	Annualised		
	3 Years to 31/03/26	5 Years to 31/03/26	10 Years to 31/03/26
Fund	11.1%	8.6%	8.2%
Sector	8.1%	4.9%	6.2%
Rank	15/192	3/179	18/122
Quartile	1	1	1

Fund Managers



Name: Tony Finding Craig Simpson
 Manager for: 3 years, 4 months 3 years, 4 months

Ratings

FE Crown



Group Details

Group name	M&G Investments
Group address	10 Fenchurch Avenue London EC3M 5AG United Kingdom
Group telephone	0800 390 390
Dealing telephone	0800 328 3196
Email	info@mandg.co.uk
Homepage	www.mandg.co.uk
Fax number	-

Important Information

- Source of portfolio data: Broadridge. Source of performance data: FE fundinfo. We can't predict the future. Past performance isn't a guide to future performance. The figures shown are intended only to demonstrate performance history of the fund, after allowing for the impact of ongoing charges, but take no account of product charges. Ongoing charges may vary in the future and may be higher than they are now. Fund performance is based upon the movement of the daily price and is shown as total return in GBP with income reinvested. The value of your client's investment can go down as well as up and the amount your client gets back may be less than they put in.
- This factsheet is for investment professionals and is for information purposes only. Should you wish to present any of this content to your client, please refer to similar pages on pru.co.uk. You should refer to your client's policy documentation and supporting brochures for fund availability, investment strategy, any product information and charges. Every care has been taken in populating this output, however it must be appreciated that neither Broadridge, Prudential nor their sources guarantee the accuracy, adequacy or completeness of this information or make any warranties regarding results from its usage.

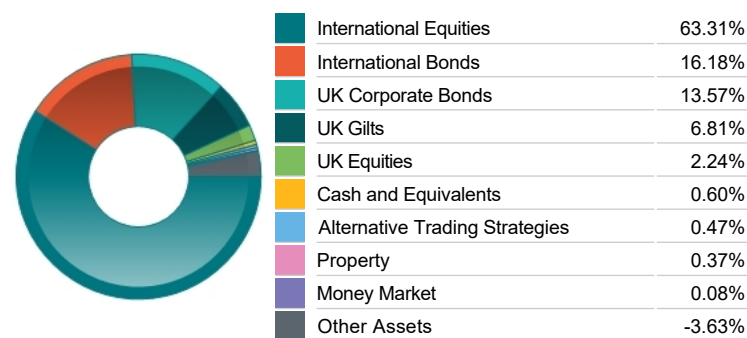
Top 10 Fund Holdings

Name	% Weight
1 Amundi ETF Core FTSE 100 Swap UCITS ETF Acc	22.44%
2 iShares iShares III plc Core MSCI World UCITS ETF USD (Acc)	20.57%
3 Vanguard ETFs FTSE Developed Europe ex UK UCITS ETF (EUR) Distributing	9.77%
4 3¾% Treasury Gilt 2053	6.81%
5 iShares iShares VII plc MSCI EM Asia UCITS ETF USD (Acc)	5.25%
6 Amundi ETF Amundi MSCI Japan UCITS ETF Acc	4.80%
7 iShares iShares plc Core £ Corp Bond UCITS ETF GBP (Dist)	4.55%
8 M&G Asian Class A GBP	4.35%
9 UNITED KINGDOM OF GREAT BRITAIN AN 0% 16/03/2026	3.48%
10 UNITED KINGDOM OF GREAT BRITAIN AN 0% 05/05/2026	2.88%

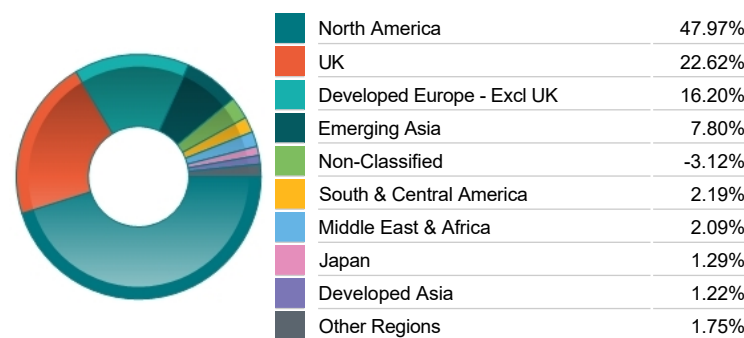
Top 10 Holdings

Name	% Weight
1 3¾% Treasury Gilt 2053	6.81%
2 UNITED KINGDOM OF GREAT BRITAIN AN 0% 16/03/2026	3.48%
3 NVIDIA CORPORATION	3.07%
4 UNITED KINGDOM OF GREAT BRITAIN AN 0% 05/05/2026	2.88%
5 UNITED KINGDOM OF GREAT BRITAIN AN 0% 07/04/2026	2.65%
6 UNITED KINGDOM OF GREAT BRITAIN AN 0% 13/04/2026	2.65%
7 AMAZON.COM	2.53%
8 BRL/USD 15/04/2026	2.29%
9 APPLE	1.95%
10 THE TJX COMPANIES	1.37%

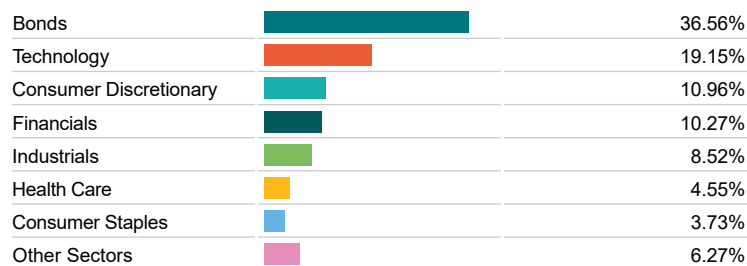
Asset Allocation



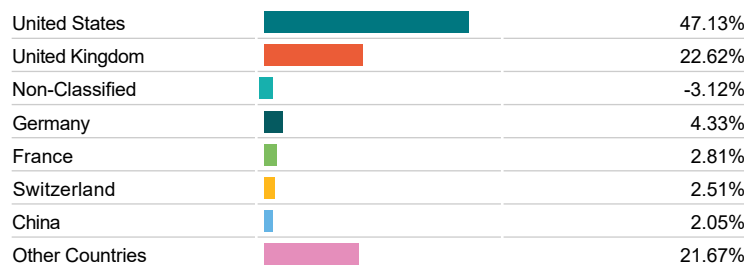
Regional Allocation



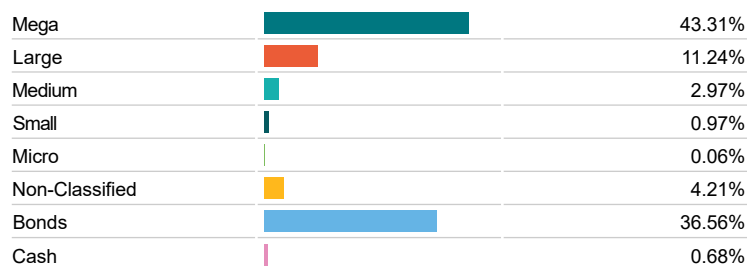
Sector Breakdown



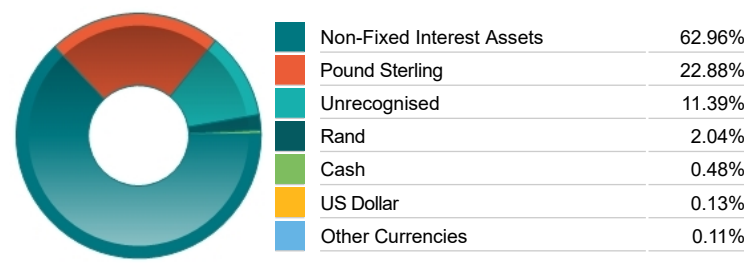
Top Country Breakdown



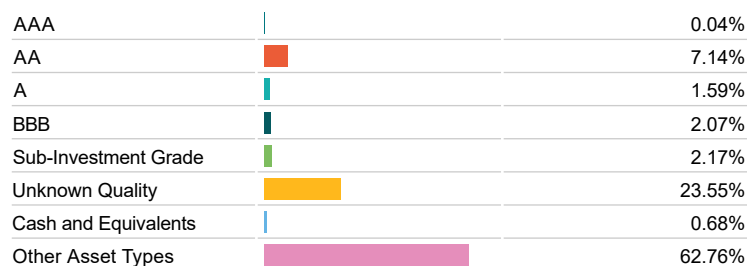
Breakdown By Market Cap (%)



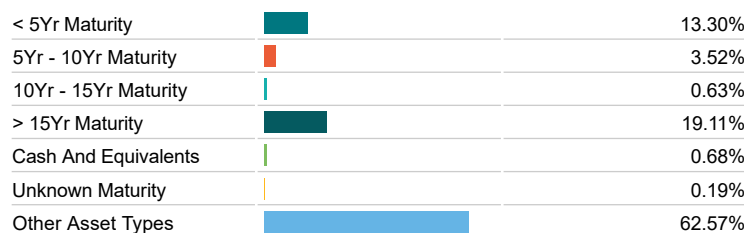
Fixed Interest Currencies



Fixed Interest Quality Profile



Fixed Interest Maturity Profile



Important Information

- The Industry Classification Benchmark is a product of FTSE International Limited and has been licensed for use.
- "Prudential" is a trading name of The Prudential Assurance Company Limited, which is registered in England and Wales. Registered office at 10 Fenchurch Avenue, London EC3M 5AG. Registered number 15454. Authorised by the Prudential Regulation Authority and regulated by the Financial Conduct Authority and the Prudential Regulation Authority.