

Benchmark

Benchmark	TOPIX (Net)
Benchmark Category	-
IA Sector	Japan

Identification Codes

Sedol Code	B235RG0
Mex Code	C5JAPC
Isin Code	GB00B235RG08
Citi Code	A4F6

Fund Overview

Mid (02/04/2026)	450.00p
Historic yield	0.38%
Fund size (28/02/2026)	£963.38m
Number of holdings	43
Ongoing Charges	0.81%
Launch date	01/04/1970

Fund Charges

Entry Charge	0.00%
Ongoing Charges	0.81%

Fund Background

Valuation frequency	Daily
Valuation point	12:00
Fund type	ICVC
Launch price	£0.50
Fund currency	Pound Sterling
Fund domicile	United Kingdom
ISA allowable	Yes
SIPP allowable	Yes

Dealing

Minimum Investment	£5000000
Minimum Top Up	£100000
Minimum Regular Saving	-
Settlement Period: Buy	3 days
Settlement Period: Sell	3 days
Pricing Basis	Forward
Dealing Decimals	3

Distribution Dates

Ex dividend date(s)	Income payment date(s)
01 February	30 April

Aims

To provide capital growth over the long term by investing primarily in the shares of Japanese companies.

Performance




Discrete performance - to last month end

	31/03/21 to 31/03/22	31/03/22 to 31/03/23	31/03/23 to 31/03/24	31/03/24 to 31/03/25	31/03/25 to 31/03/26
Fund	-11.3%	-6.8%	15.6%	6.4%	18.2%
Sector	-4.4%	0.7%	18.2%	-2.1%	22.5%
Rank	85/94	92/97	71/97	4/99	82/105
Quartile	4	4	3	1	4

Annualised performance

	Annualised		
	3 Years to 31/03/26	5 Years to 31/03/26	10 Years to 31/03/26
Fund	13.3%	3.7%	9.5%
Sector	12.3%	6.4%	9.2%
Rank	44/97	77/94	29/72
Quartile	2	4	2

Fund Managers



Name: Miyako Urabe Shoichi Mizusawa Nicholas Weindling
 Manager for: 10 years, 7 months 13 years, 6 months 13 years, 6 months

Ratings

FE Crown



Group Details

Group name	JPMorgan Fund ICVC
Group address	JPMorgan Fund ICVC
Group telephone	1234567891
Dealing telephone	-
Email	-
Homepage	www.JPMAM.com
Fax number	-

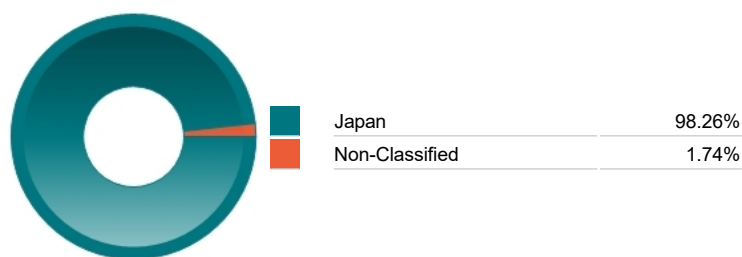
Top 10 Holdings

Name	% Weight	Sector	Country
1 MITSUBISHI UFJ FINANCIAL GROUP	8.46%	Banks	Japan
2 MITSUBISHI ELECTRIC CORPORATION	5.72%	General Industrials	Japan
3 ADVANTEST CORP	5.12%	Technology Hardware & Equipment	Japan
4 IHI CORPORATION	4.81%	General Industrials	Japan
5 ASICS CORPORATION	4.48%	Personal Goods	Japan
6 SUMITOMO REALTY & DEVELOPMENT CO.	4.20%	Real Estate Investment & Services	Japan
7 SONY CORP	3.91%	Leisure Goods	Japan
8 SUMITOMO ELECTRIC INDUSTRIES	3.73%	Automobiles & Parts	Japan
9 HOYA CORPORATION	3.57%	Medical Equipment & Services	Japan
10 ITOCHU CORPORATION	3.50%	General Industrials	Japan

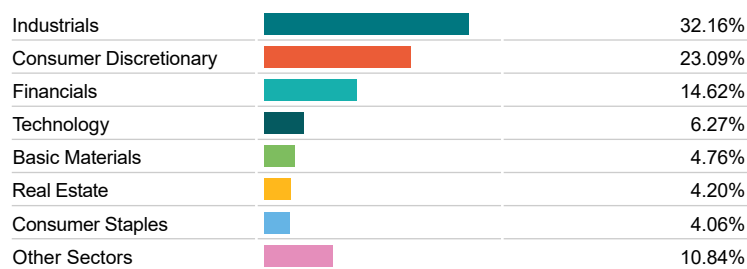
Asset Allocation



Regional Allocation



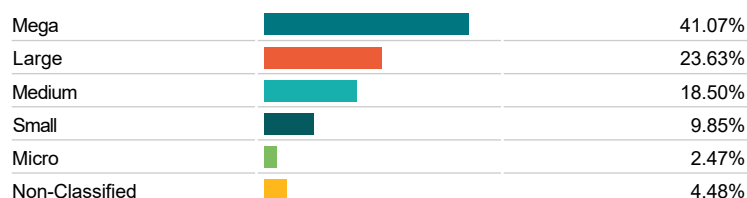
Equity Sector Breakdown



Top Country Breakdown



Breakdown By Market Cap (%)



Important Information

- The Industry Classification Benchmark is a product of FTSE International Limited and has been licensed for use.
- "Prudential" is a trading name of The Prudential Assurance Company Limited, which is registered in England and Wales. Registered office at 10 Fenchurch Avenue, London EC3M 5AG. Registered number 15454. Authorised by the Prudential Regulation Authority and regulated by the Financial Conduct Authority and the Prudential Regulation Authority.