

Benchmark

Benchmark	UK Consumer Price Index
Benchmark Category	-
IA Sector	Mixed Investment 20-60% Shares

Identification Codes

Sedol Code	B60CZD5
Mex Code	-
Isin Code	GB00B60CZD52
Citi Code	IJB3

Fund Overview

Mid (27/06/2025)	150.10p
Historic yield	0.63%
Fund size (31/05/2025)	£478.23m
Number of holdings	2142
Ongoing Charges	1.18%
Launch date	09/07/2010

Fund Charges

Entry Charge	0.00%
Ongoing Charges	1.18%

Fund Background

Valuation frequency	Daily
Valuation point	12:00
Fund type	Unit Trust
Launch price	£0.50
Fund currency	Pound Sterling
Fund domicile	United Kingdom
ISA allowable	Yes
SIPP allowable	Yes

Dealing

Minimum Investment	£25000
Minimum Top Up	£25000
Minimum Regular Saving	-
Settlement Period: Buy	4 days
Settlement Period: Sell	4 days
Pricing Basis	Forward
Dealing Decimals	2

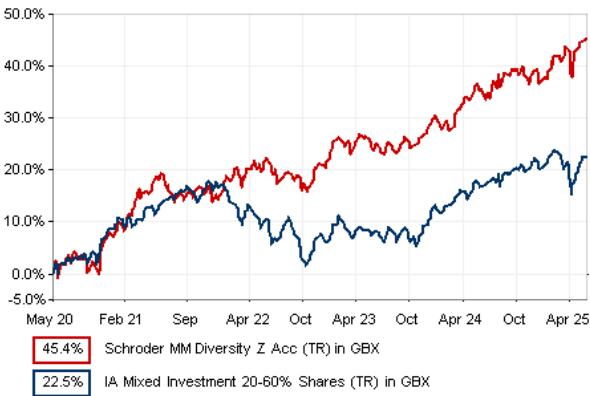
Distribution Dates

Ex dividend date(s)	Income payment date(s)
01 March	30 April
01 September	31 October

Aims

The fund aims to achieve long-term capital growth in excess of inflation from a portfolio invested across a broad range of asset classes. The fund is intended to provide steady rates of return with significantly lower risk than more traditional approaches to portfolio management, which tend to be largely dependent on the performance of equities.

Performance



Discrete performance - to last month end

	31/05/20 to 31/05/21	31/05/21 to 31/05/22	31/05/22 to 31/05/23	31/05/23 to 31/05/24	31/05/24 to 31/05/25
Fund	18.4%	3.4%	1.4%	9.1%	7.4%
Sector	13.1%	-2.0%	-3.0%	8.3%	5.2%
Rank	21/150	11/163	5/169	60/181	21/190
Quartile	1	1	1	2	1

Annualised performance

	3 Years to 31/05/25	5 Years to 31/05/25	10 Years to 31/05/25
Fund	5.9%	7.8%	4.3%
Sector	3.4%	4.1%	3.4%
Rank	11/169	4/150	23/109
Quartile	1	1	1

Fund Managers



Name: Robin McDonald Joe Le Jehan
Manager for: 17 years, 8 months 6 years, 1 months

Ratings

FE Crown



Group Details

Group name	Schroder Unit Trusts Limited
Group address	1 London Wall Place, London, EC2Y 5AU United Kingdom
Group telephone	0800 718 777
Dealing telephone	0800 718 788
Email	investorservices@schroders.com
Homepage	www.schroders.co.uk
Fax number	0870 043 4080

Important Information

- Source of portfolio data: Broadridge. Source of performance data: FE fundinfo. We can't predict the future. Past performance isn't a guide to future performance. The figures shown are intended only to demonstrate performance history of the fund, after allowing for the impact of ongoing charges, but take no account of product charges. Ongoing charges may vary in the future and may be higher than they are now. Fund performance is based upon the movement of the daily price and is shown as total return in GBP with income reinvested. The value of your client's investment can go down as well as up and the amount your client gets back may be less than they put in.
- This factsheet is for investment professionals and is for information purposes only. Should you wish to present any of this content to your client, please refer to similar pages on pru.co.uk. You should refer to your client's policy documentation and supporting brochures for fund availability, investment strategy, any product information and charges. Every care has been taken in populating this output, however it must be appreciated that neither Broadridge, Prudential nor their sources guarantee the accuracy, adequacy or completeness of this information or make any warranties regarding results from its usage.

Top 10 Fund Holdings

Name	% Weight	Sector	Country
1 Schroder SSF Sterling Liquidity Plus Class I	10.12%	Managed Funds	Managed Funds
2 Invesco ICVC Tactical Bond (UK) (No Trail)	9.66%	Managed Funds	Managed Funds
3 QSM GLOBAL EQ L/S FD F GBPH	8.04%	Managed Funds	Ireland
4 Man Group GLG Absolute Value Class CX	6.75%	Managed Funds	Managed Funds
5 IGUANA INVEST LONG SHORT EQ FD B	6.24%	Managed Funds	Managed Funds
6 HEPTAGON KOPERNIK GBL EQ Z USD	5.40%	Non-Classified	Non-Classified
7 Jupiter UK Multi Cap Income Class W	5.12%	Managed Funds	Managed Funds
8 Schroder ISF Global Gold Class C	5.02%	Managed Funds	Managed Funds
9 MontLake Invenomic US Equity Long/Short UCITS Class I Pooled	5.00%	Managed Funds	Managed Funds
10 iShares iShares II plc \$ Treasury Bond 7-10yr UCITS ETF GBP Hedged (Dist)	4.75%	Managed Funds	Managed Funds

Top 10 Holdings

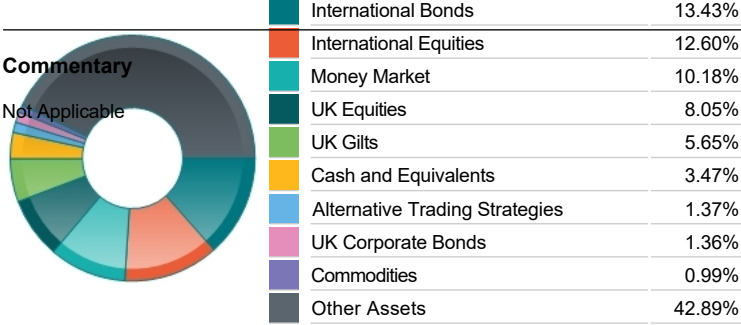
Name	% Weight	Sector	Country
1 Schroder SSF Sterling Liquidity Plus Class I	10.12%	Non-Classified	Non-Classified
2 HEPTAGON KOPERNIK GBL EQ Z USD	5.40%	Non-Classified	Non-Classified
3 Man Group Alpha Select Alternative Class IN GBP	1.95%	Non-Classified	United Kingdom
4 EURO-BUND FUTURE JUN 06 25	0.86%	Non-Classified	Non-Classified
5 UNITED STATES TREAS 4.000 FEB 15 34	0.75%	Bonds	United States
6 TREASURY NOTE (OLD)	0.50%	Bonds	United States
7 TREASURY NOTE	0.48%	Bonds	United States
8 TREASURY NOTE (2OLD)	0.48%	Bonds	United States
9 TREASURY NOTE	0.47%	Bonds	United States
10 TREASURY NOTE	0.42%	Bonds	United States

Important Information

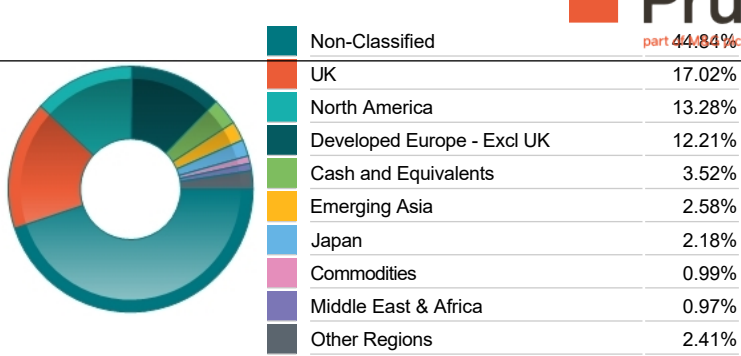
- The Industry Classification Benchmark is a product of FTSE International Limited and has been licensed for use.
- "Prudential" is a trading name of The Prudential Assurance Company Limited, which is registered in England and Wales. Registered office at 10 Fenchurch Avenue, London EC3M 5AG. Registered number 15454. Authorised by the Prudential Regulation Authority and regulated by the Financial Conduct Authority and the Prudential Regulation Authority.

Asset Allocation

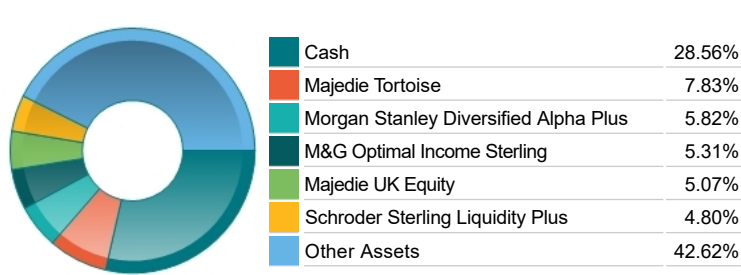
Schroder MM Diversity Fund Class Z Acc



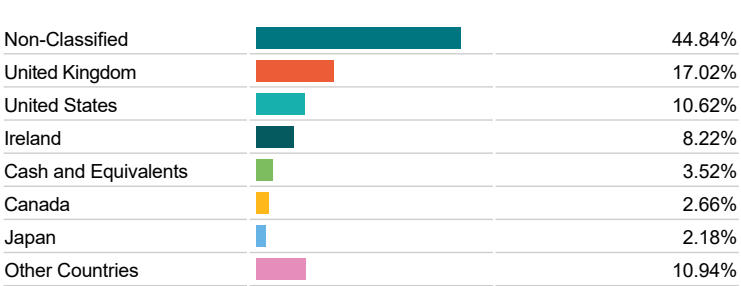
Regional Allocation



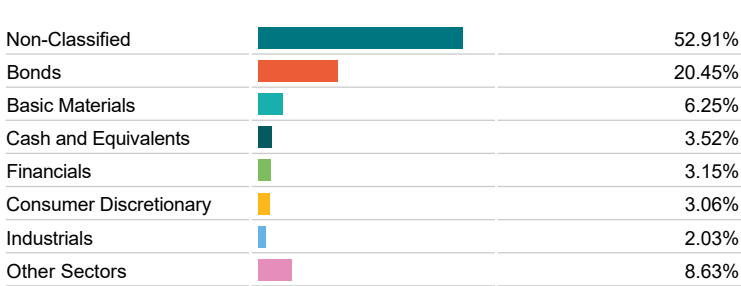
Asset Allocation



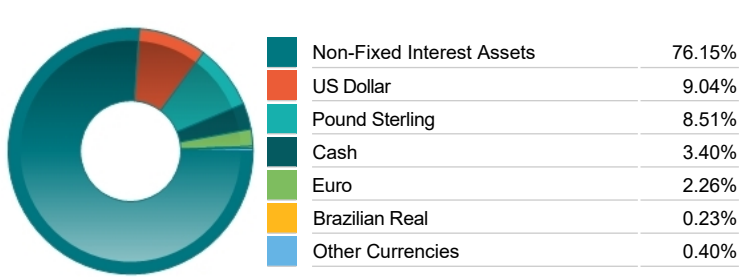
Top Country Breakdown



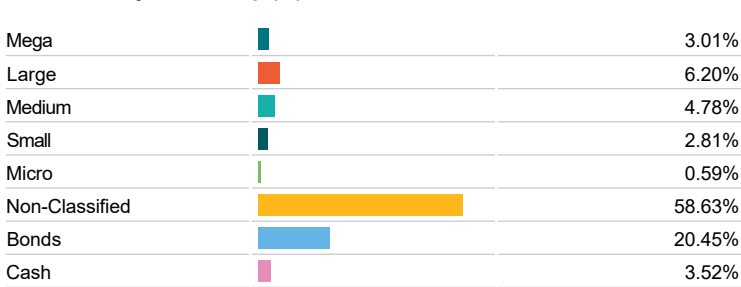
Sector Breakdown



Fixed Interest Currencies



Breakdown By Market Cap (%)



Important Information

• "Prudential" is a trading name of The Prudential Assurance Company Limited, which is registered in England and Wales. Registered office at 10 Fenchurch Avenue, London EC3M 5AG. Registered number 15454. Authorised by the Prudential Regulation Authority and regulated by the Financial Conduct Authority and the Prudential Regulation Authority.