

Benchmark

Benchmark	MSCI India
Benchmark Category	-
IA Sector	India/Indian Subcontinent

Identification Codes

Sedol Code	B4TZHH9
Mex Code	RWJASW
Isin Code	GB00B4TZHH95
Citi Code	09QF

Fund Overview

Mid (26/04/2024)	253.82p
Historic yield	0.00%
Fund size (31/12/2023)	£945.53m
Number of holdings	78
Ongoing Charges	0.99%
Launch date	19/09/2011

Fund Charges

Entry Charge	0.00%
Ongoing Charges	0.99%

Fund Background

Valuation frequency	Daily
Valuation point	12:00
Fund type	Unit Trust
Launch price	£0.50
Fund currency	Pound Sterling
Fund domicile	United Kingdom
ISA allowable	Yes
SIPP allowable	Yes

Dealing

Minimum Investment	£5000000
Minimum Top Up	£50000
Minimum Regular Saving	-
Settlement Period: Buy	3 days
Settlement Period: Sell	3 days
Pricing Basis	Forward
Dealing Decimals	2

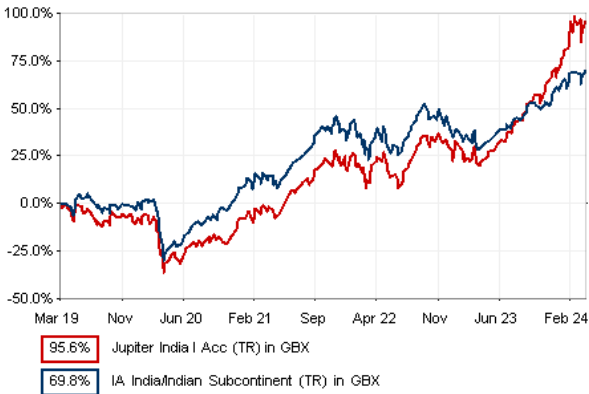
Distribution Dates

Ex dividend date(s)	Income payment date(s)
01 August	30 September

Aims

At least 70% of the Fund is invested in shares of companies based in India. Up to 30% of the Fund may be invested in other assets, including shares of companies based anywhere in the world, open-ended funds (including funds managed by Jupiter and its associates), cash and near cash. A maximum of 10% in aggregate may be held in companies based in Pakistan, Sri Lanka and Bangladesh.

Performance



Discrete performance - to last month end

	31/03/19 to 31/03/20	31/03/20 to 31/03/21	31/03/21 to 31/03/22	31/03/22 to 31/03/23	31/03/23 to 31/03/24
Fund	-32.6%	43.3%	24.5%	1.0%	61.2%
Sector	-26.7%	55.4%	18.7%	-4.1%	30.9%
Rank	16/20	22/22	3/23	5/23	2/23
Quartile	4	4	1	1	1

Annualised performance

	3 Years to 31/03/24	5 Years to 31/03/24	10 Years to 31/03/24
Fund	26.5%	14.4%	14.8%
Sector	14.2%	11.2%	13.5%
Rank	2/23	3/20	3/15
Quartile	1	1	1

Fund Managers



Name: Avinash Vazirani
Manager for: 16 years, 1 months

Ratings

FE Crown



Group Details

Group name	Jupiter Unit Trust Managers Limited
Group address	The Zig Zag Building, 70 Victoria Street, London, SW1E 6SQ
Group telephone	020 3817 1063
Dealing telephone	0800 561 4000
Email	intermediary-sales-support@jupiteram.com
Homepage	www.jupiteram.com
Fax number	0800 561 4001

Important Information

- Source of portfolio data: Broadridge. Source of performance data: FE fundinfo. We can't predict the future. Past performance isn't a guide to future performance. The figures shown are intended only to demonstrate performance history of the fund, after allowing for the impact of ongoing charges, but take no account of product charges. Ongoing charges may vary in the future and may be higher than they are now. Fund performance is based upon the movement of the daily price and is shown as total return in GBP with income reinvested. The value of your client's investment can go down as well as up and the amount your client gets back may be less than they put in.
- This factsheet is for investment professionals and is for information purposes only. Should you wish to present any of this content to your client, please refer to similar pages on pru.co.uk. You should refer to your client's policy documentation and supporting brochures for fund availability, investment strategy, any product information and charges. Every care has been taken in populating this output, however it must be appreciated that neither Broadridge, Prudential nor their sources guarantee the accuracy, adequacy or completeness of this information or make any warranties regarding results from its usage.


Top 10 Holdings

Name	% Weight	Sector	Country
1 GODFREY PHILLIPS INDIA	5.67%	Tobacco	India
2 FORTIS HEALTHCARE (INDIA) LTD	4.61%	Health Care Providers	India
3 HCL TECHNOLOGIES	4.48%	Software & Computer Services	India
4 HINDUSTAN PETROLEUM CORPORATION LIMITED	4.32%	Non-Renewable Energy	India
5 STATE BANK OF INDIA	3.70%	Banks	India
6 LARSEN & TOUBRO LIMITED	3.33%	Construction & Materials	India
7 INDIAN OIL CORP	3.27%	Non-Renewable Energy	India
8 BHARAT PETROLEUM CORP	3.14%	Non-Renewable Energy	India
9 INTERGLOBE AVIATION LIMITED	3.09%	Travel & Leisure	India
10 SUN PHARMACEUTICAL INDUSTRIES LIMITED	3.06%	Pharmaceuticals & Biotechnology	India

Asset Allocation



Regional Allocation



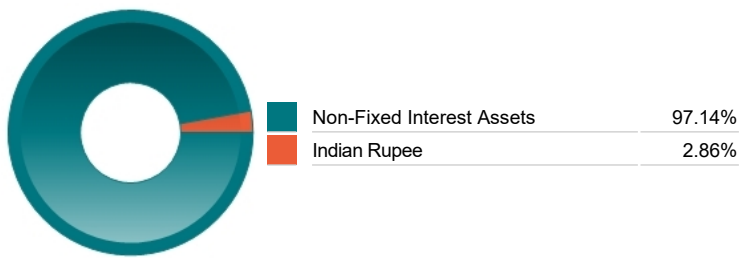
Equity Sector Breakdown

Financials	22.53%
Industrials	15.20%
Health Care	11.81%
Consumer Staples	11.48%
Energy	11.39%
Consumer Discretionary	9.41%
Technology	5.22%
Other Sectors	12.95%

Top Country Breakdown

India	95.72%
Cash and Equivalents	4.28%

Fixed Interest Currencies



Breakdown By Market Cap (%)

Mega	17.96%
Large	28.86%
Medium	23.23%
Small	17.60%
Micro	5.78%
Non-Classified	2.29%
Cash	4.28%

Important Information

• The Industry Classification Benchmark is a product of FTSE International Limited and has been licensed for use. "Prudential" is a trading name of The Prudential Assurance Company Limited, which is registered in England and Wales. Registered office at 10 Fenchurch Avenue, London EC3M 5AG. Registered number 15454. Authorised by the Prudential Regulation Authority and regulated by the Financial Conduct Authority and the Prudential Regulation Authority.