

## Benchmark

Benchmark	No External Benchmark~QFUR.N
Benchmark Category	-
IA Sector	Specialist

## Identification Codes

Sedol Code	B8GJCL1
Mex Code	XVSANC
Isin Code	GB00B8GJCL12
Citi Code	GSJM

## Fund Overview

Mid (18/06/2025)	166.40p
Historic yield	1.69%
Fund size (28/02/2025)	£70.74m
Number of holdings	37
Ongoing Charges	0.97%
Launch date	15/10/2012

## Fund Charges

Entry Charge	0.00%
Ongoing Charges	0.97%

## Fund Background

Valuation frequency	Daily
Valuation point	12:00
Fund type	OEIC
Launch price	£0.01
Fund currency	Pound Sterling
Fund domicile	United Kingdom
ISA allowable	Yes
SIPP allowable	Yes

## Dealing

Minimum Investment	£1000
Minimum Top Up	£250
Minimum Regular Saving	-
Settlement Period: Buy	3 days
Settlement Period: Sell	3 days
Pricing Basis	Forward
Dealing Decimals	2

## Distribution Dates

Ex dividend date(s)	Income payment date(s)
02 January	18 January
01 July	30 August

## Aims

The Fund seeks to provide growth (through increases in investment value and income) over a rolling five-year period through investment in companies from around the world which have exposure to food and agriculture sectors.

## Performance



## Discrete performance - to last month end

	31/05/20 to 31/05/21	31/05/21 to 31/05/22	31/05/22 to 31/05/23	31/05/23 to 31/05/24	31/05/24 to 31/05/25
Fund	20.7%	-8.1%	-12.1%	1.1%	3.6%

## Annualised performance

	3 Years to 31/05/25	5 Years to 31/05/25	10 Years to 31/05/25
Fund	-2.7%	0.4%	4.0%

## Fund Managers



Name:	Jeneiv Shah	Colm Harney
Manager for:	7 years, 10 months	3 years, 11 months

## Ratings

FE Crown



## Group Details

Group name	Sarasin & Partners LLP
Group address	Juxon House 100 St Paul's Churchyard London EC4M 8BU
Group telephone	020 7038 7097
Dealing telephone	01481 745184
Email	brokersupport@sarasin.co.uk
Homepage	www.sarasin.co.uk
Fax number	020 7038 6851


## Important Information

- Source of portfolio data: Broadridge. Source of performance data: FE fundinfo. We can't predict the future. Past performance isn't a guide to future performance. The figures shown are intended only to demonstrate performance history of the fund, after allowing for the impact of ongoing charges, but take no account of product charges. Ongoing charges may vary in the future and may be higher than they are now. Fund performance is based upon the movement of the daily price and is shown as total return in GBP with income reinvested. The value of your client's investment can go down as well as up and the amount your client gets back may be less than they put in.
- This factsheet is for investment professionals and is for information purposes only. Should you wish to present any of this content to your client, please refer to similar pages on pru.co.uk. You should refer to your client's policy documentation and supporting brochures for fund availability, investment strategy, any product information and charges. Every care has been taken in populating this output, however it must be appreciated that neither Broadridge, Prudential nor their sources guarantee the accuracy, adequacy or completeness of this information or make any warranties regarding results from its usage.

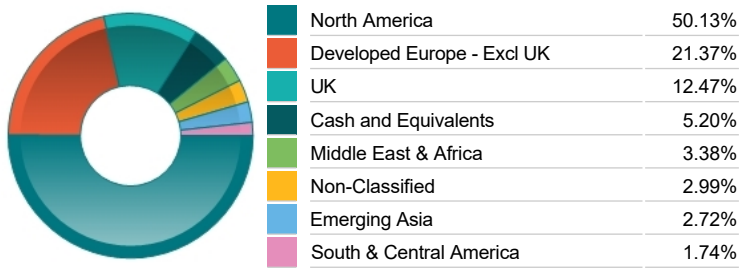
Top 10 Holdings

Name	% Weight	Sector	Country
1 COSTCO WHOLESALE CORPORATION	5.73%	Retailers	United States
2 COMPASS GROUP	5.10%	Consumer Services	United Kingdom
3 WALMART	4.89%	Retailers	United States
4 CHIPOTLE MEXICAN GRILL INC	4.44%	Travel & Leisure	United States
5 ARAMARK	4.09%	Travel & Leisure	United States
6 BELLRING BRANDS	3.95%	Food Producers	United States
7 CRANSWICK	3.81%	Food Producers	United Kingdom
8 ZOETIS	3.70%	Pharmaceuticals & Biotechnology	United States
9 SHOPRITE HOLDINGS	3.38%	Personal Care, Drug & Grocery Stores	South Africa
10 NOVONESIS A/S	3.05%	Pharmaceuticals & Biotechnology	Denmark

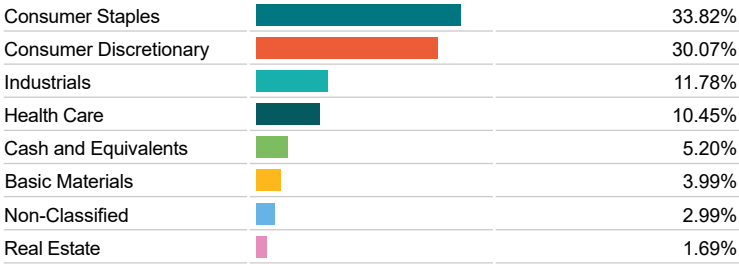
Asset Allocation



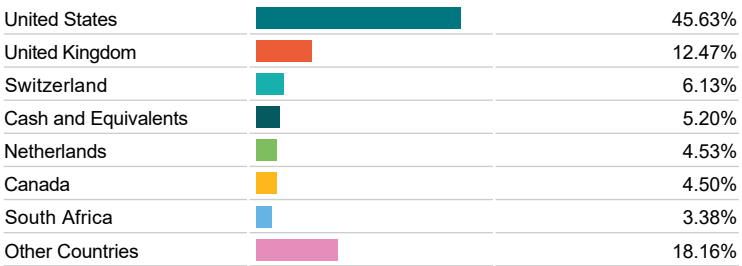
Regional Allocation



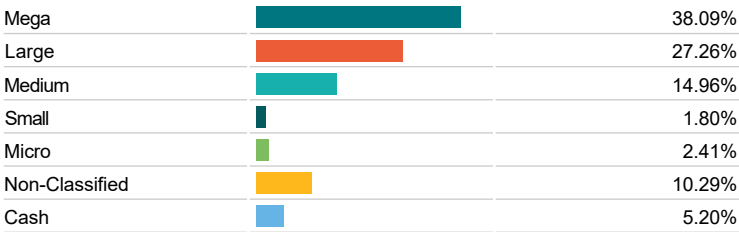
Equity Sector Breakdown



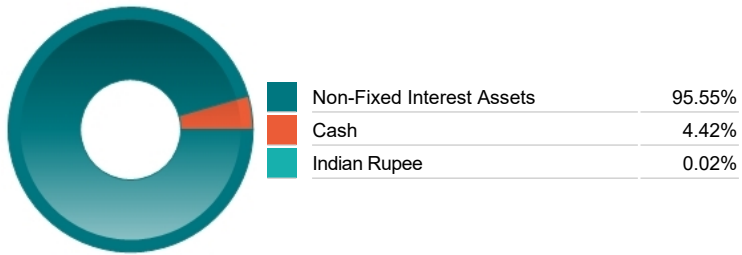
Top Country Breakdown



Breakdown By Market Cap (%)



Fixed Interest Currencies



Important Information

- The Industry Classification Benchmark is a product of FTSE International Limited and has been licensed for use.
- "Prudential" is a trading name of The Prudential Assurance Company Limited, which is registered in England and Wales. Registered office at 10 Fenchurch Avenue, London EC3M 5AG. Registered number 15454. Authorised by the Prudential Regulation Authority and regulated by the Financial Conduct Authority and the Prudential Regulation Authority.