

Benchmark

Benchmark	MSCI Eur ex UK Index (NUK)
Benchmark Category	-
IA Sector	Europe Excluding UK

Identification Codes

Sedol Code	BFRT350
Mex Code	-
Isin Code	GB00BFRT3504
Citi Code	JTXX

Fund Overview

Mid (02/04/2026)	2900.00p
Historic yield	1.57%
Fund size (31/01/2026)	£4023.38m
Number of holdings	205
Ongoing Charges	0.91%
Launch date	13/11/2013

Fund Charges

Entry Charge	0.00%
Ongoing Charges	0.91%

Fund Background

Valuation frequency	Daily
Valuation point	12:00
Fund type	OEIC
Launch price	£0.25
Fund currency	Pound Sterling
Fund domicile	United Kingdom
ISA allowable	Yes
SIPP allowable	Yes

Dealing

Minimum Investment	£1000
Minimum Top Up	£250
Minimum Regular Saving	-
Settlement Period: Buy	3 days
Settlement Period: Sell	3 days
Pricing Basis	Forward
Dealing Decimals	2

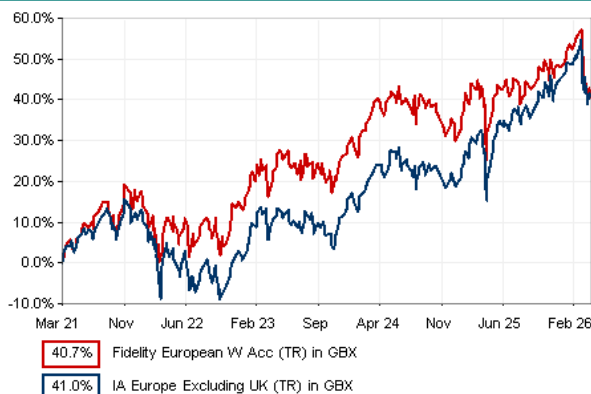
Distribution Dates

Ex dividend date(s)	Income payment date(s)
01 March	30 April
01 September	31 October

Aims

The Fund's investment objective is to achieve long term capital growth from a portfolio primarily made up of the shares of continental European companies. The portfolio is likely to have a bias towards medium-sized and smaller companies. However, the Authorised Corporate Director is Not restricted in the choice of company either by size or industry, or in terms of the geographical split of the portfolio, which is largely determined by the availability of attractive investment opportunities rather than the outlook for each market.

Performance



Discrete performance - to last month end

	31/03/21 to 31/03/22	31/03/22 to 31/03/23	31/03/23 to 31/03/24	31/03/24 to 31/03/25	31/03/25 to 31/03/26
Fund	11.1%	9.9%	14.7%	-2.1%	2.5%
Sector	4.2%	6.5%	12.3%	0.9%	12.1%
Rank	5/131	29/136	54/137	106/138	117/140
Quartile	1	1	2	4	4

Annualised performance

	Annualised		
	3 Years to 31/03/26	5 Years to 31/03/26	10 Years to 31/03/26
Fund	4.8%	7.1%	9.7%
Sector	8.3%	7.1%	8.7%
Rank	110/137	83/131	32/107
Quartile	4	3	2

Fund Managers



Name: Marcel Stotzel Samuel Morse
 Manager for: 5 years, 7 months 16 years, 4 months

Ratings

FE Crown



Group Details

Group name	Fidelity International (Onshore)
Group address	Oakhill House 130 Tonbridge Road Hildenborough Kent TN11 9DZ
Group telephone	0800 41 41 81
Dealing telephone	0800 41 41 81
Email	brokerline@uk.fid-intl.com
Homepage	www.fidelity.co.uk
Fax number	0800 783 9646

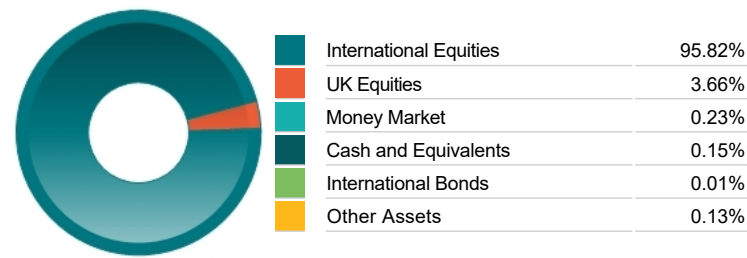
Important Information

- Source of portfolio data: Broadridge. Source of performance data: FE fundinfo. We can't predict the future. Past performance isn't a guide to future performance. The figures shown are intended only to demonstrate performance history of the fund, after allowing for the impact of ongoing charges, but take no account of product charges. Ongoing charges may vary in the future and may be higher than they are now. Fund performance is based upon the movement of the daily price and is shown as total return in GBP with income reinvested. The value of your client's investment can go down as well as up and the amount your client gets back may be less than they put in.
- This factsheet is for investment professionals and is for information purposes only. Should you wish to present any of this content to your client, please refer to similar pages on pru.co.uk. You should refer to your client's policy documentation and supporting brochures for fund availability, investment strategy, any product information and charges. Every care has been taken in populating this output, however it must be appreciated that neither Broadridge, Prudential nor their sources guarantee the accuracy, adequacy or completeness of this information or make any warranties regarding results from its usage.

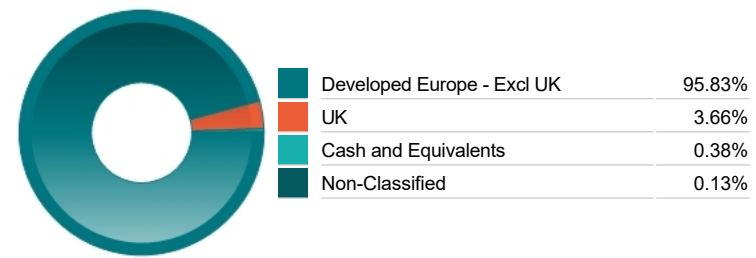
Top 10 Holdings

Name	% Weight	Sector	Country
1 ASML HOLDING N.V.	7.56%	Technology Hardware & Equipment	Netherlands
2 ROCHE HOLDING AG	5.42%	Pharmaceuticals & Biotechnology	Switzerland
3 TOTAL SE	3.85%	Non-Renewable Energy	France
4 NESTLE S.A.	3.76%	Food Producers	Switzerland
5 L'OREAL	3.38%	Personal Goods	France
6 SAP SE	3.30%	Software & Computer Services	Germany
7 NOVO NORDISK A/S	3.30%	Pharmaceuticals & Biotechnology	Denmark
8 COMPAGNIE FINANCIERE RICHEMONT SA	2.97%	Personal Goods	Switzerland
9 LEGRAND	2.83%	Electronic & Electrical Equipment	France
10 INTESA SANPAOLO SPA	2.82%	Banks	Italy

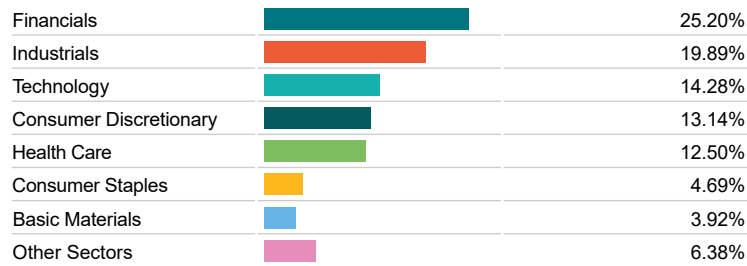
Asset Allocation



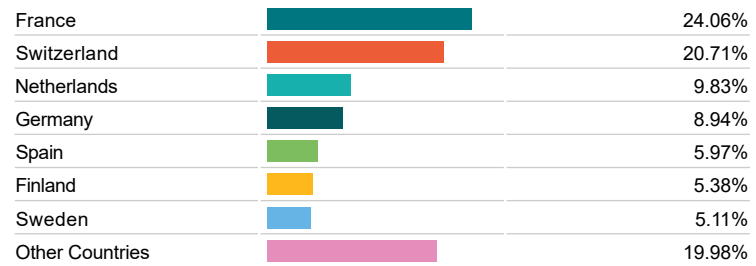
Regional Allocation



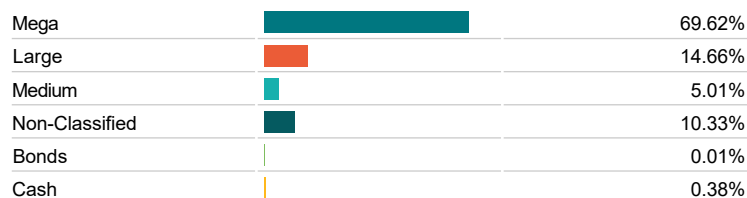
Equity Sector Breakdown



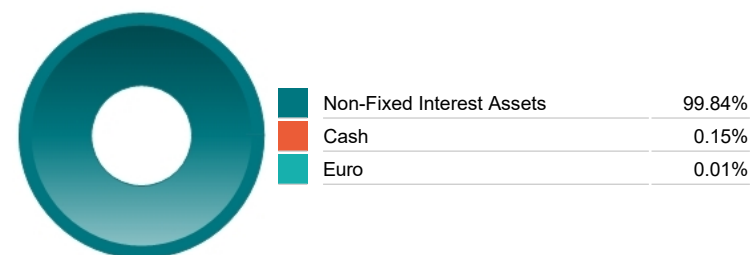
Top Country Breakdown



Breakdown By Market Cap (%)



Fixed Interest Currencies



Important Information

- The Industry Classification Benchmark is a product of FTSE International Limited and has been licensed for use.
- "Prudential" is a trading name of The Prudential Assurance Company Limited, which is registered in England and Wales. Registered office at 10 Fenchurch Avenue, London EC3M 5AG. Registered number 15454. Authorised by the Prudential Regulation Authority and regulated by the Financial Conduct Authority and the Prudential Regulation Authority.