

## Benchmark

Benchmark	MSCI AC Asia ex Japan (Net Total Return) Index
Benchmark Category	-
IA Sector	Asia Pacific Excluding Japan

## Identification Codes

Sedol Code	B5V2VR3
Mex Code	SIHAPL
Isin Code	GB00B5V2VR34
Citi Code	NNC5

## Fund Overview

Mid (02/04/2026)	149.10p
Historic yield	1.39%
Fund size (28/02/2026)	£1532.21m
Number of holdings	54
Ongoing Charges	0.92%
Launch date	30/11/2007

## Fund Charges

Entry Charge	0.00%
Ongoing Charges	0.92%

## Fund Background

Valuation frequency	Daily
Valuation point	12:00
Fund type	Unit Trust
Launch price	£0.50
Fund currency	Pound Sterling
Fund domicile	United Kingdom
ISA allowable	Yes
SIPP allowable	Yes

## Dealing

Minimum Investment	£3000000
Minimum Top Up	£100000
Minimum Regular Saving	-
Settlement Period: Buy	4 days
Settlement Period: Sell	4 days
Pricing Basis	Forward
Dealing Decimals	2

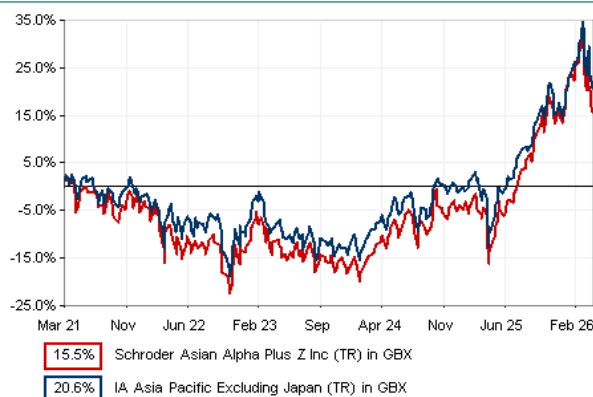
## Distribution Dates

Ex dividend date(s)	Income payment date(s)
01 July	31 August

## Aims

The Fund's investment objective is to maximise capital growth through investment in securities with the emphasis on companies in the Asia (ex Japan) region. Fixed interest securities and real estate investment trusts (REITs) may be included in the portfolio. Investments will be primarily in directly held transferable securities. The fund may also invest in collective investment schemes, cash, deposits, derivatives, warrants and money market instruments.

## Performance



## Discrete performance - to last month end

	31/03/21 to 31/03/22	31/03/22 to 31/03/23	31/03/23 to 31/03/24	31/03/24 to 31/03/25	31/03/25 to 31/03/26
Fund	-8.4%	-2.6%	-0.9%	4.7%	24.9%
Sector	-5.2%	-2.5%	0.3%	3.8%	25.3%
Rank	63/109	42/113	75/113	56/114	59/116
Quartile	3	2	3	2	3

## Annualised performance

	3 Years to 31/03/26	5 Years to 31/03/26	10 Years to 31/03/26
Fund	9.0%	2.9%	10.7%
Sector	9.3%	3.8%	9.0%
Rank	68/113	58/109	14/90
Quartile	3	3	1

## Fund Managers



Name: Richard Sennitt  
Manager for: 18 years, 4 months

## Ratings

FE Crown



## Group Details

Group name	Schroder Unit Trusts Limited
Group address	1 London Wall Place, London, EC2Y 5AU United Kingdom
Group telephone	0800 718 777
Dealing telephone	0800 718 788
Email	investorservices@schroders.com
Homepage	www.schroders.co.uk
Fax number	0870 043 4080

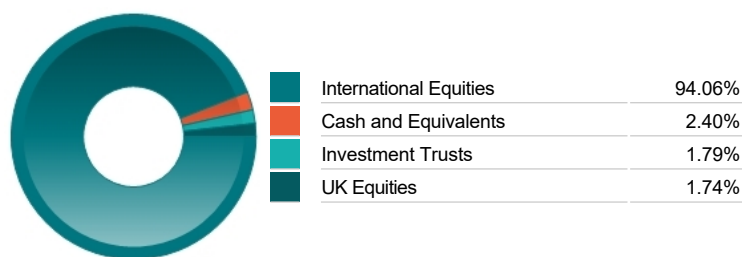
## Important Information

- Source of portfolio data: Broadridge. Source of performance data: FE fundinfo. We can't predict the future. Past performance isn't a guide to future performance. The figures shown are intended only to demonstrate performance history of the fund, after allowing for the impact of ongoing charges, but take no account of product charges. Ongoing charges may vary in the future and may be higher than they are now. Fund performance is based upon the movement of the daily price and is shown as total return in GBP with income reinvested. The value of your client's investment can go down as well as up and the amount your client gets back may be less than they put in.
- This factsheet is for investment professionals and is for information purposes only. Should you wish to present any of this content to your client, please refer to similar pages on pru.co.uk. You should refer to your client's policy documentation and supporting brochures for fund availability, investment strategy, any product information and charges. Every care has been taken in populating this output, however it must be appreciated that neither Broadridge, Prudential nor their sources guarantee the accuracy, adequacy or completeness of this information or make any warranties regarding results from its usage.

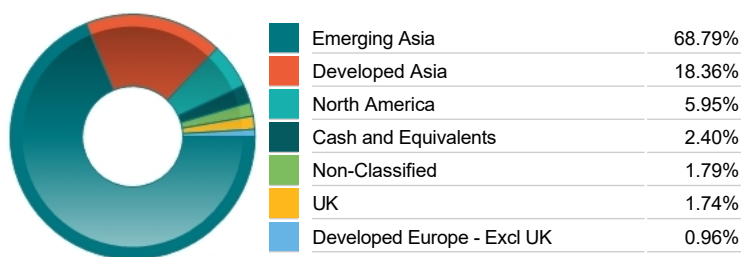
**Top 10 Holdings**

Name	% Weight	Sector	Country
1 TAIWAN SEMICONDUCTOR MANUFACTURING COMPANY LIMITED	10.17%	Technology Hardware & Equipment	Taiwan
2 SAMSUNG ELECTRONICS CO. LTD	7.06%	Telecommunications Equipment	South Korea
3 TENCENT HOLDINGS LIMITED	5.97%	Software & Computer Services	China
4 SK HYNIX	3.49%	Technology Hardware & Equipment	South Korea
5 ASE TECHNOLOGY HLDG CO LTD	3.34%	Technology Hardware & Equipment	Taiwan
6 AIA GROUP LIMITED	3.31%	Life Insurance	Hong Kong
7 HON HAI PRECISION INDUSTRY CO.	3.28%	Technology Hardware & Equipment	Taiwan
8 SAMSUNG ELECTRONICS CO. LTD	3.26%	Telecommunications Equipment	South Korea
9 MEDIATEK CORPORATION	3.03%	Technology Hardware & Equipment	Taiwan
10 HDFC BANK LIMITED	2.68%	Banks	India

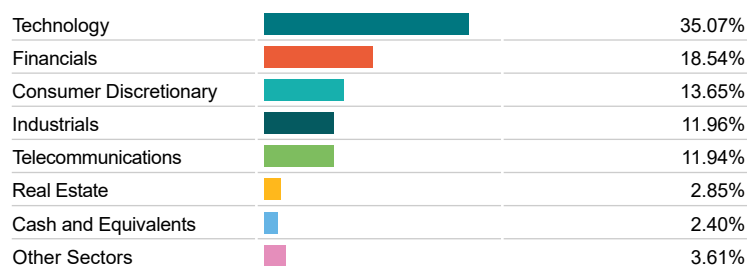
**Asset Allocation**



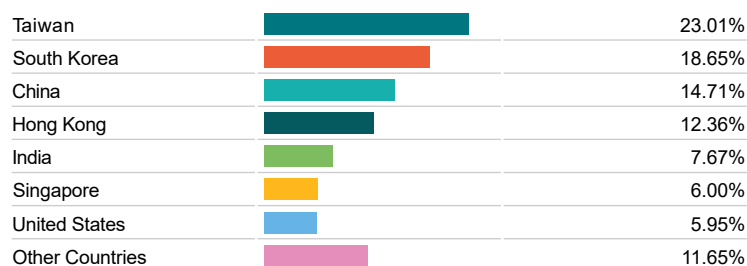
**Regional Allocation**



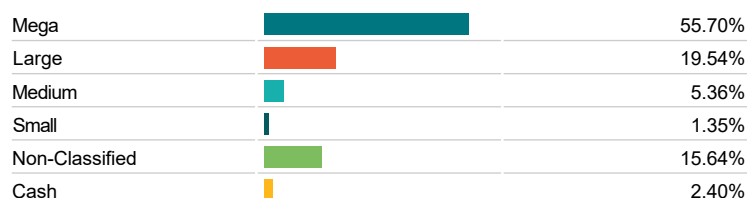
**Equity Sector Breakdown**



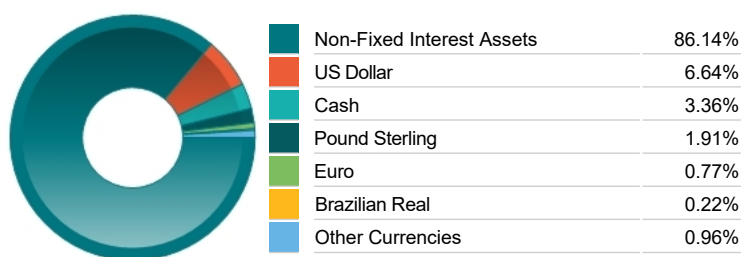
**Top Country Breakdown**



**Breakdown By Market Cap (%)**



**Fixed Interest Currencies**



**Important Information**

- The Industry Classification Benchmark is a product of FTSE International Limited and has been licensed for use.
- "Prudential" is a trading name of The Prudential Assurance Company Limited, which is registered in England and Wales. Registered office at 10 Fenchurch Avenue, London EC3M 5AG. Registered number 15454. Authorised by the Prudential Regulation Authority and regulated by the Financial Conduct Authority and the Prudential Regulation Authority.

## Commentary

Not Applicable

## Important Information

- "Prudential" is a trading name of The Prudential Assurance Company Limited, which is registered in England and Wales. Registered office at 10 Fenchurch Avenue, London EC3M 5AG. Registered number 15454. Authorised by the Prudential Regulation Authority and regulated by the Financial Conduct Authority and the Prudential Regulation Authority.