

Benchmark

Benchmark	There will be no comparator benchmark for the fund
Benchmark Category	-
IA Sector	Volatility Managed

Identification Codes

Sedol Code	BYZHL11
Mex Code	BRJWC
Isin Code	GB00BYZHL112
Citi Code	OPXK

Fund Overview

Mid (02/04/2026)	228.40p
Historic yield	-
Fund size (28/02/2026)	£5.81m
Number of holdings	8593
Ongoing Charges	0.40%
Launch date	19/07/2018

Fund Charges

Entry Charge	0.00%
Ongoing Charges	0.40%

Fund Background

Valuation frequency	Daily
Valuation point	12:00
Fund type	ICVC
Launch price	£2.00
Fund currency	Pound Sterling
Fund domicile	United Kingdom
ISA allowable	Yes
SIPP allowable	Yes

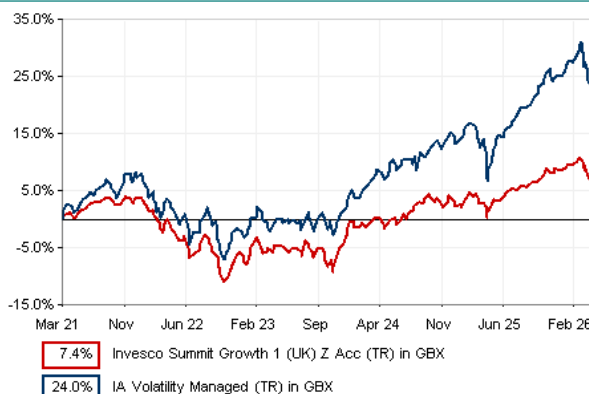
Dealing

Minimum Investment	£500
Minimum Top Up	£100
Minimum Regular Saving	£20
Settlement Period: Buy	3 days
Settlement Period: Sell	3 days
Pricing Basis	Forward
Dealing Decimals	2

Aims

The Fund seeks to grow the amount invested over the long term (5 years plus). The Invesco Summit Growth 1 Fund (UK) is one of five multi-asset Funds from the Invesco Summit Growth range. Of the five Funds, this Fund typically has a high exposure to defensive assets, such as investment grade debt securities, and aims to have the lowest level of volatility relative to global equities (with reference to the MSCI AC World Index). There is no guarantee that the Fund will achieve these aims and an investor may not get back the amount invested. The Fund gains exposure to diversified asset classes globally. These asset classes may include equities, equity related securities, debt securities (including investment grade debt, non-investment grade debt and senior loans), property, commodities, cash, cash equivalents and money market instruments. The Fund primarily accesses these asset classes through collective investment schemes and other products (such as exchange traded funds and investment trusts) managed or operated within the Invesco group. However, the Fund may also invest directly in transferable securities, money market instruments, deposits and cash.

Performance




Discrete performance - to last month end

	31/03/21 to 31/03/22	31/03/22 to 31/03/23	31/03/23 to 31/03/24	31/03/24 to 31/03/25	31/03/25 to 31/03/26
Fund	0.0%	-5.4%	6.4%	2.2%	4.4%
Sector	4.0%	-4.6%	9.6%	3.5%	10.1%
Rank	160/186	129/189	169/205	170/208	203/213
Quartile	4	3	4	4	4


Annualised performance

	Annualised		
	3 Years to 31/03/26	5 Years to 31/03/26	10 Years to 31/03/26
Fund	4.3%	1.4%	n/a
Sector	7.7%	4.4%	5.5%
Rank	193/205	173/186	n/a
Quartile	4	4	n/a

Fund Managers



Name:	Alessio de Longis	Jeffrey Bennett	David Aujla	Georgina Taylor
Manager for:	1 years, 6 months	1 years, 6 months	2 years, 11 months	2 years, 6 months



Invesco Investment Solutions Team
6 years, 3 months

Ratings

FE Crown



Group Details

Group name	Invesco ICVC
Group address	INVECO Park Henley-on-Thames Oxfordshire RG9 1HH United Kingdom
Group telephone	0800 028 2121
Dealing telephone	0800 085 8571
Email	Sally.Elsbury@Invesco.com
Homepage	https://www.invesco.co.uk/uk
Fax number	01491 416000

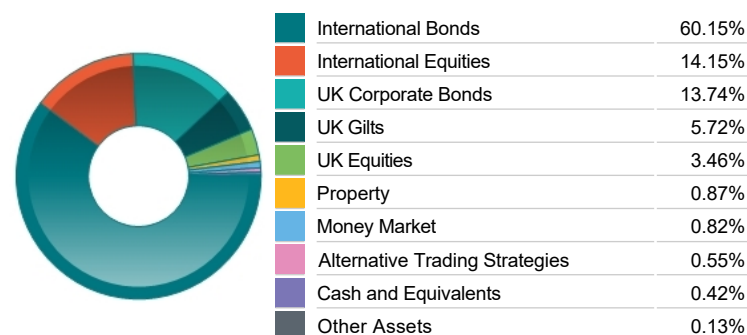
Top 10 Fund Holdings

	Name	% Weight
1	Invesco Markets Plc Invesco US Treasury Bond 1-3 Year UCITS ETF GBP Hdg (Dist.)	20.81%
2	Invesco Markets Plc Invesco GBP Corporate Bond Screened & Tilted UCITS ETF (Dist.)	11.99%
3	Invesco Global Investment Grade Corporate Bond C (GBP-hgd)	8.98%
4	Invesco ICVC Corporate Bond (UK) Class Z	8.97%
5	Invesco Markets Plc Invesco Euro Government Bond UCITS ETF (Dist.)	7.58%
6	Invesco ICVC High Yield (UK) Class Z	5.73%
7	Invesco Markets Plc Invesco UK Gilt 1-5 Year UCITS ETF -	5.27%
8	Invesco Markets Plc Invesco S&P 500 UCITS ETF -	5.26%
9	Invesco Emerging Markets Local Debt Class Z	5.18%
10	Invesco Markets Plc Invesco Global High Yield Corporate Bond ESG Climate Transition UCITS ETF GBP PfHedged	5.05%

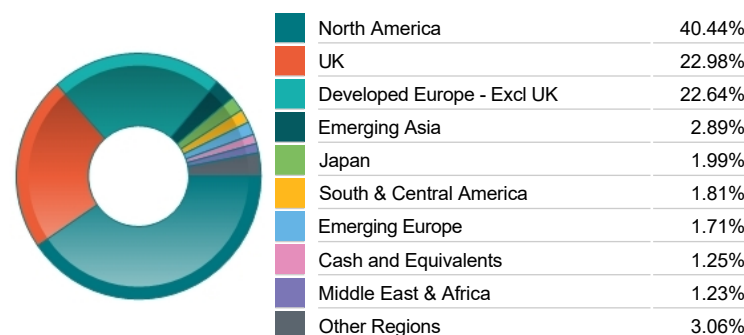
Top 10 Holdings

	Name	% Weight
1	4¾% Treasury Gilt 2030	0.52%
2	4¾% Treasury Gilt 2028	0.49%
3	NVIDIA CORPORATION	0.47%
4	4¼% Treasury Gilt 2029	0.43%
5	1¼% Treasury Gilt 2027	0.41%
6	¾% Treasury Gilt 2029	0.41%
7	APPLE	0.41%
8	4½% Treasury Gilt 2028	0.39%
9	¾% Treasury Gilt 2027	0.38%
10	1% Treasury Gilt 2028	0.37%

Asset Allocation



Regional Allocation



Sector Breakdown

Sector	% Weight
Bonds	79.60%
Technology	3.87%
Industrials	2.88%
Financials	2.78%
Consumer Discretionary	2.32%
Health Care	1.67%
Real Estate	1.41%
Other Sectors	5.48%

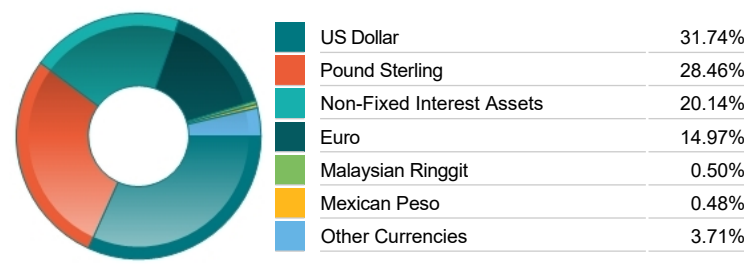
Top Country Breakdown

Country	% Weight
United States	39.69%
United Kingdom	22.92%
France	5.76%
Germany	3.10%
Italy	3.09%
Netherlands	2.86%
Spain	2.20%
Other Countries	20.40%

Breakdown By Market Cap (%)

Market Cap	% Weight
Mega	7.63%
Large	3.50%
Medium	2.31%
Small	0.64%
Micro	0.08%
Non-Classified	4.99%
Bonds	79.60%
Cash	1.25%

Fixed Interest Currencies



Fixed Interest Quality Profile

Quality	% Weight
AAA	1.21%
AA	27.36%
A	11.15%
BBB	14.12%
Sub-Investment Grade	6.42%
Unknown Quality	19.34%
Cash and Equivalents	1.25%
Other Asset Types	19.15%

Fixed Interest Maturity Profile

Maturity	% Weight
< 5Yr Maturity	47.49%
5Yr - 10Yr Maturity	16.40%
10Yr - 15Yr Maturity	5.10%
> 15Yr Maturity	10.60%
Cash And Equivalents	1.25%
Unknown Maturity	0.16%
Other Asset Types	18.99%

Important Information

- The Industry Classification Benchmark is a product of FTSE International Limited and has been licensed for use.
- "Prudential" is a trading name of The Prudential Assurance Company Limited, which is registered in England and Wales. Registered office at 10 Fenchurch Avenue, London EC3M 5AG. Registered number 15454. Authorised by the Prudential Regulation Authority and regulated by the Financial Conduct Authority and the Prudential Regulation Authority.