

### Benchmark

Benchmark	There will be no comparator benchmark for the fund
Benchmark Category	-
IA Sector	Volatility Managed

### Identification Codes

Sedol Code	BYZHLF5
Mex Code	BRJWO
Isin Code	GB00BYZHLF53
Citi Code	OPXW

### Fund Overview

Mid (02/04/2026)	339.19p
Historic yield	1.15%
Fund size (28/02/2026)	£68.76m
Number of holdings	7761
Ongoing Charges	0.40%
Launch date	19/07/2018

### Fund Charges

Entry Charge	0.00%
Ongoing Charges	0.40%

### Fund Background

Valuation frequency	Daily
Valuation point	12:00
Fund type	ICVC
Launch price	£2.00
Fund currency	Pound Sterling
Fund domicile	United Kingdom
ISA allowable	Yes
SIPP allowable	Yes

### Dealing

Minimum Investment	£500
Minimum Top Up	£100
Minimum Regular Saving	£20
Settlement Period: Buy	3 days
Settlement Period: Sell	3 days
Pricing Basis	Forward
Dealing Decimals	2

### Aims

The Fund seeks to grow the amount invested over the long term (5 years plus). The Invesco Summit Growth 5 Fund (UK) is one of five multi-asset Funds from the Invesco Summit Growth range. Of the five Funds, this Fund typically has a high exposure to assets that provide potential for capital growth, such as equities, and aims to have the highest level of volatility relative to global equities (with reference to the MSCI AC World Index). There is no guarantee that the Fund will achieve these aims and an investor may not get back the amount invested. The Fund gains exposure to diversified asset classes globally. These asset classes may include equities, equity related securities, debt securities (including investment grade debt, non-investment grade debt and senior loans), property, commodities, cash, cash equivalents and money market instruments. The Fund primarily accesses these asset classes through collective investment schemes and other products (such as exchange traded funds and investment trusts) managed or operated within the Invesco group. However, the Fund may also invest directly in transferable securities, money market instruments, deposits and cash

### Performance




### Discrete performance - to last month end

	31/03/21 to 31/03/22	31/03/22 to 31/03/23	31/03/23 to 31/03/24	31/03/24 to 31/03/25	31/03/25 to 31/03/26
Fund	9.2%	-1.3%	16.5%	2.6%	13.0%
Sector	4.0%	-4.6%	9.6%	3.5%	10.1%
Rank	15/186	10/189	10/205	160/208	50/213
Quartile	1	1	1	4	1


### Annualised performance

	3 Years to 31/03/26	5 Years to 31/03/26	10 Years to 31/03/26
Fund	10.5%	7.8%	n/a
Sector	7.7%	4.4%	5.5%
Rank	28/205	13/186	n/a
Quartile	1	1	n/a

### Fund Managers



Name:	Alessio de Longis	Jeffrey Bennett	David Aujla	Georgina Taylor
Manager for:	1 years, 6 months	1 years, 6 months	2 years, 11 months	2 years, 6 months



Invesco Investment Solutions Team  
6 years, 3 months

### Ratings

FE Crown



### Group Details

Group name	Invesco ICVC
Group address	INVESCO Park Henley-on-Thames Oxfordshire RG9 1HH United Kingdom
Group telephone	0800 028 2121
Dealing telephone	0800 085 8571
Email	Sally.Elsbury@Invesco.com
Homepage	https://www.invesco.co.uk/uk
Fax number	01491 416000

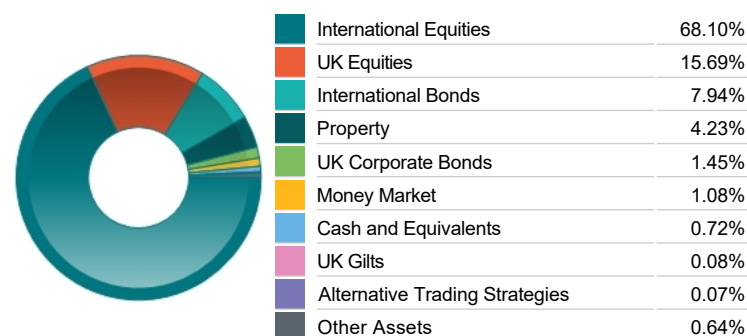
**Top 10 Fund Holdings**

Name	% Weight	Sector	Country
1 Invesco Markets Plc Invesco S&P 500 UCITS ETF -	17.07%	Managed Funds	Managed Funds
2 Invesco Markets Plc Invesco MSCI USA UCITS ETF -	8.61%	Managed Funds	Managed Funds
3 Invesco Markets Plc Invesco S&P 500 Equal Weight UCITS ETF -	8.09%	Managed Funds	Managed Funds
4 Invesco ICVC Global Equity (UK) Class Z	7.79%	Managed Funds	Managed Funds
5 Invesco Markets Plc Invesco MSCI Europe ex-UK UCITS ETF -	6.87%	Managed Funds	Managed Funds
6 Invesco Global Income Real Estate Securities C (GBP-Hgd)	6.60%	Managed Funds	Managed Funds
7 Invesco ICVC UK Smaller Companies Equity (UK) Class Z	6.47%	Managed Funds	Managed Funds
8 Invesco ICVC Asian (UK) -	5.29%	Managed Funds	Managed Funds
9 Invesco ICVC Emerging Markets ex China Fund (UK) Class Z	5.12%	Managed Funds	Managed Funds
10 Invesco ICVC UK Enhanced Index (UK) Class Z	4.49%	Managed Funds	Managed Funds

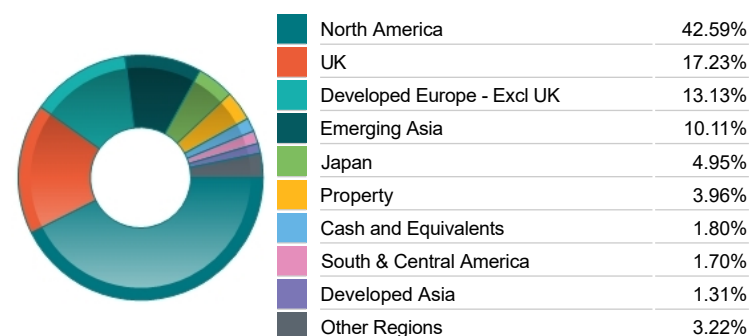
**Top 10 Holdings**

Name	% Weight	Sector	Country
1 NVIDIA CORPORATION	2.32%	Technology Hardware & Equipment	United States
2 APPLE	2.01%	Technology Hardware & Equipment	United States
3 MICROSOFT CORPORATION	1.79%	Software & Computer Services	United States
4 TAIWAN SEMICONDUCTOR MANUFACTURING COMPANY LIMITED	1.32%	Technology Hardware & Equipment	Taiwan
5 AMAZON.COM	1.20%	Retailers	United States
6 SAMSUNG ELECTRONICS CO. LTD	0.83%	Telecommunications Equipment	South Korea
7 META PLATFORMS	0.72%	Software & Computer Services	United States
8 TENCENT HOLDINGS LIMITED	0.61%	Software & Computer Services	China
9 HSBC HOLDINGS	0.58%	Banks	United Kingdom
10 ALPHABET	0.56%	Software & Computer Services	United States

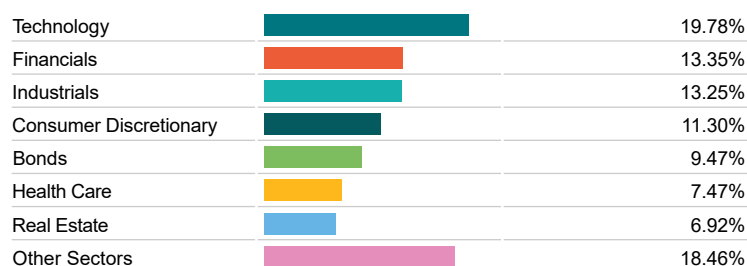
**Asset Allocation**



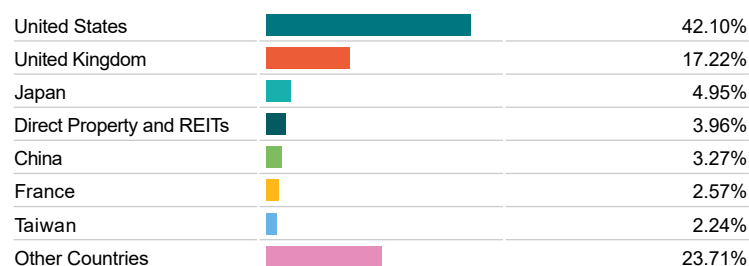
**Regional Allocation**



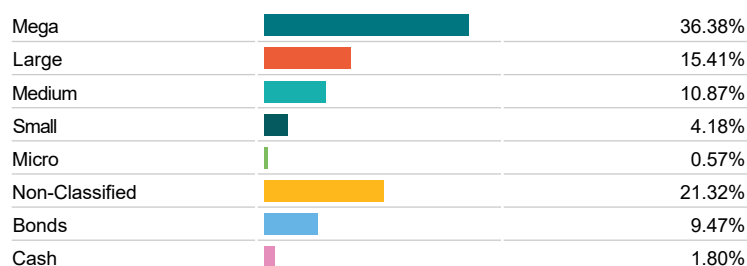
**Sector Breakdown**



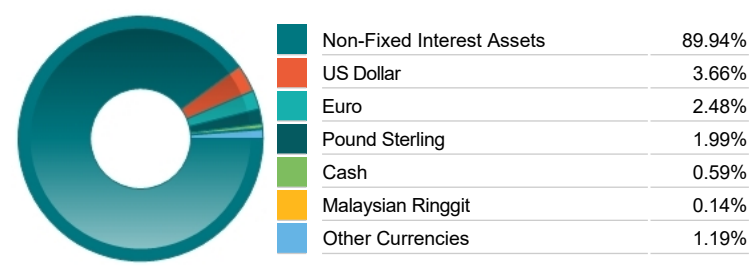
**Top Country Breakdown**



**Breakdown By Market Cap (%)**



**Fixed Interest Currencies**



**Important Information**

- The Industry Classification Benchmark is a product of FTSE International Limited and has been licensed for use.
- "Prudential" is a trading name of The Prudential Assurance Company Limited, which is registered in England and Wales. Registered office at 10 Fenchurch Avenue, London EC3M 5AG. Registered number 15454. Authorised by the Prudential Regulation Authority and regulated by the Financial Conduct Authority and the Prudential Regulation Authority.