

Benchmark

Benchmark	A composite index made up of: • 1/3 Bloomberg Global Treasury Index GBP Hedged • 1/3 Bloomberg Global Aggregate Corporate Index GBP Hedged • 1/3 Bloomberg Global High Yield Index GBP Hedged	
	ABI Sector	Sterling Strategic Bond

Identification Codes

Sedol Code	BKTPHS2
Mex Code	PUAABT
Isin Code	GB00BKTPHS25
Citi Code	QYPZ

Fund Overview

Bid (04/07/2025)	100.70
Offer (04/07/2025)	106.00
Fund size (31/05/2025)	£7.91m
Underlying Fund size	£1346.27m
Number of holdings	580
Launch date	13/03/2020

Fund Charges

Annual Management Charge (AMC)	1.65%
Further Costs	0.02%
<b>Yearly Total</b>	<b>1.67%</b>

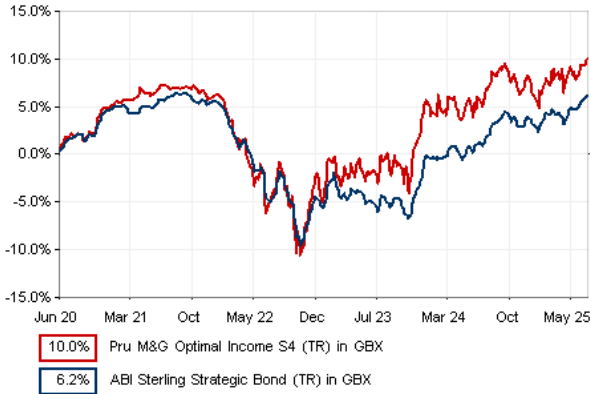
Aims

Objective: The investment strategy of the fund is to purchase units in the M&G Optimal Income Fund - the underlying fund. Underlying Fund Objective: The Fund aims to provide a higher total return (the combination of capital growth and income), net of the Ongoing Charge Figure, than the average return of the composite index, over any five-year period. The composite index is made up of one third Bloomberg Global Treasury Index GBP Hedged, one third Bloomberg Global Aggregate Corporate Index GBP Hedged and one third Bloomberg Global High Yield Index GBP Hedged.

At least 50% of the fund is invested, directly or indirectly through derivatives, in debt securities, including investment grade bonds, below investment grade, unrated securities and Asset Backed Securities. These securities can be issued or guaranteed by governments and their agencies, public authorities, quasi-sovereigns, supranational bodies and companies from anywhere in the world, including Emerging Markets. These securities can be denominated in any currency. Other investments may include: - up to 20% of the fund in equities; and - other transferable securities, cash, and near cash, directly or via collective investment schemes (including funds managed by M&G). There are no credit quality restrictions applicable to the fund's investments. At least 80% of the fund is in sterling or hedged back to sterling. Derivatives may be used for investment purposes, efficient portfolio management and hedging.

The Fund is actively managed. The fund manager has complete freedom in choosing which investments to buy, hold and sell in the Fund.

Performance



Discrete performance - to last month end

	30/06/20 to 30/06/21	30/06/21 to 30/06/22	30/06/22 to 30/06/23	30/06/23 to 30/06/24	30/06/24 to 30/06/25
Fund	7.0%	-11.6%	3.6%	7.6%	4.5%
Sector	5.7%	-10.2%	-0.3%	6.6%	5.1%
Rank	46/117	84/117	9/117	58/117	76/117
Quartile	2	3	1	2	3

Annualised performance

	3 Years to 30/06/25	5 Years to 30/06/25	10 Years to 30/06/25
Fund	5.2%	1.9%	n/a
Sector	3.8%	1.2%	1.7%
Rank	32/117	43/117	n/a
Quartile	2	2	n/a

Fund Managers



Name: Richard Woolnough      Stefan Isaacs  
Manager of the underlying fund for: 18 years, 6 months      1 years, 5 months

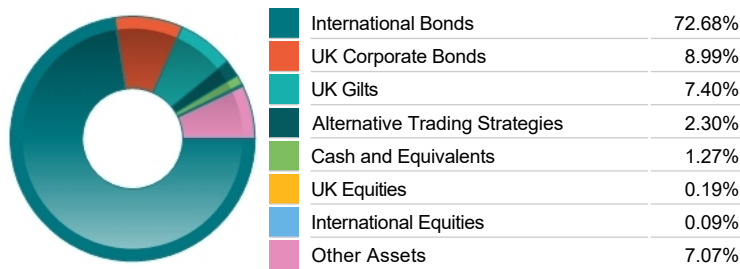
Important Information

- Because of changes in exchange rates the value of your investment, as well as any money you take from it, can go down as well as up.
- Some funds may invest in 'underlying' funds or other investment vehicles. The performance of our fund, compared to what it's invested in won't be exactly the same. That can be due to additional charges, cash management (needed to help people to enter and leave our fund when they want), tax and the timing of investments (this is known as a fund's dealing cycle, it varies between managers and can be several days).
- Source of portfolio data: Broadridge. Source of performance data: FE fundinfo. We can't predict the future. Past performance isn't a guide to future performance. The figures shown are intended only to demonstrate performance history of the fund, after allowing for the impact of fund charges and further costs, but take no account of product charges, or any Annual Management Charge paid for by the deduction of units. Charges and further costs may vary in the future and may be higher than they are now. Fund performance is based upon the movement of the daily price and is shown as total return in GBP with net income reinvested. The value of your client's investment can go down as well as up and the amount your client gets back may be less than they put in.
- This factsheet is for investment professionals and is for information purposes only. Should you wish to present any of this content to your client, please refer to similar pages on pru.co.uk. You should refer to your client's policy documentation and supporting brochures for fund availability, investment strategy, any product information and charges. Every care has been taken in populating this output, however it must be appreciated that neither Broadridge, Prudential nor their sources guarantee the accuracy, adequacy or completeness of this information or make any warranties regarding results from its usage.

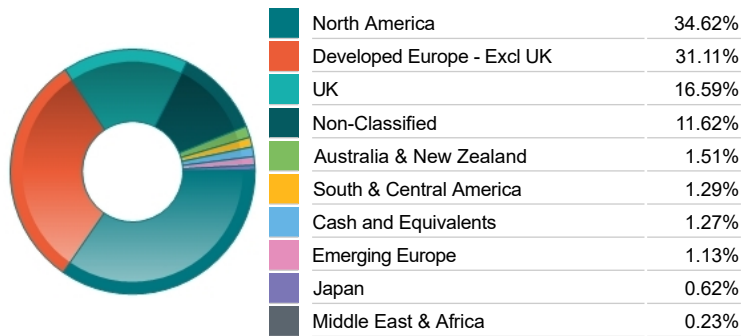
Top 10 Holdings

Name	% Weight	Sector	Country
1 TREASURY BOND 2.75% 15/11/2047	3.91%	Bonds	United States
2 TREASURY NOTE 3.375% 15/05/2033	3.89%	Bonds	United States
3 TREASURY BOND 1.375% 15/08/2050	3.33%	Bonds	United States
4 SWAP INIT MARGIN BCMC GBP 0% 31/12/2049	3.25%	Non-Classified	Non-Classified
5 TREASURY BOND 1.25% 15/05/2050	3.22%	Bonds	United States
6 4¾% Treasury Gilt 2054	3.22%	Bonds	United Kingdom
7 Germany (Federal Republic of) 4% BDS 04/01/2037 Eur0.01	2.88%	Bonds	Germany
8 TREASURY NOTE 1.375% 15/11/2031	2.79%	Bonds	United States
9 TREASURY NOTE 0.625% 15/08/2030	2.33%	Bonds	United States
10 FRANCE (REPUBLIC OF) 0.75% 25/05/2052	2.28%	Bonds	France

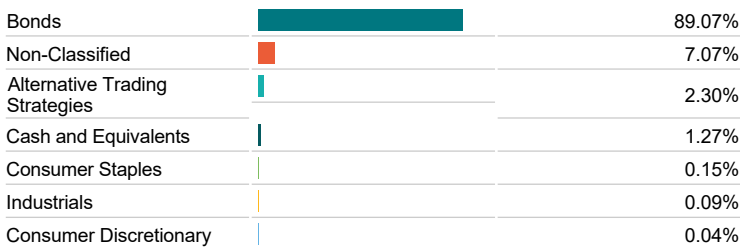
Asset Allocation



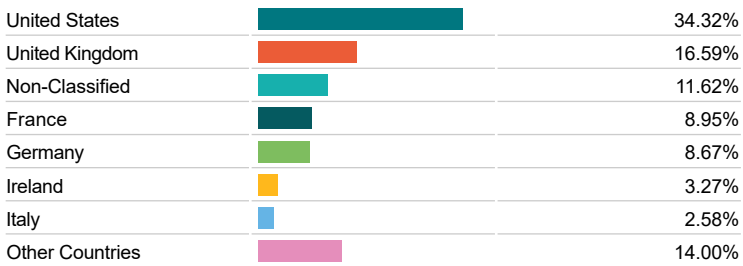
Regional Allocation



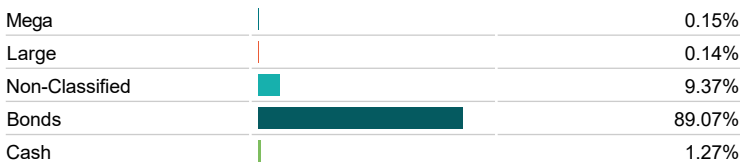
Bond Sector Breakdown




Top Country Breakdown



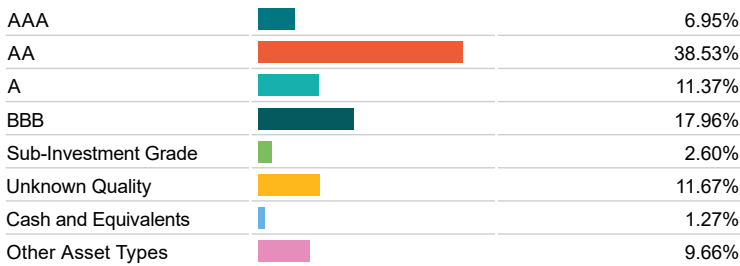
Breakdown By Market Cap (%)



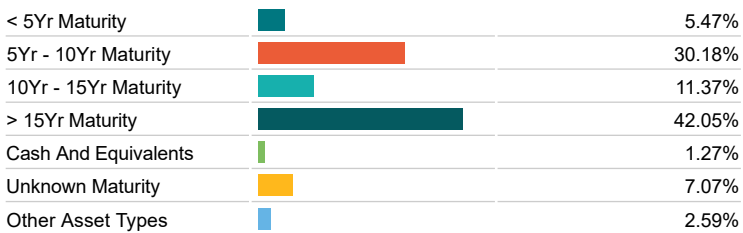
Fixed Interest Currencies



Fixed Interest Quality Profile



Fixed Interest Maturity Profile



Important Information

- Because of changes in exchange rates the value of your investment, as well as any money you take from it, can go down as well as up.
- The Industry Classification Benchmark is a product of FTSE International Limited and has been licensed for use.
- "Prudential" is a trading name of The Prudential Assurance Company Limited, which is registered in England and Wales. Registered office at 10 Fenchurch Avenue, London EC3M 5AG. Registered number 15454. Authorised by the Prudential Regulation Authority and regulated by the Financial Conduct Authority and the Prudential Regulation Authority.