

Benchmark

Benchmark	Topix (GBP, GDTR)
Benchmark Category	-
IA Sector	Japan

Identification Codes

Sedol Code	B3F4751
Mex Code	4SJCAP
Isin Code	GB00B3F47512
Citi Code	DWE7

Fund Overview

Mid (18/09/2025)	356.60p
Historic yield	2.20%
Fund size (31/07/2025)	£2299.57m
Number of holdings	53
Ongoing Charges	0.90%
Launch date	01/12/2008

Fund Charges

Entry Charge	0.00%
Ongoing Charges	0.90%

Fund Background

Valuation frequency	Daily
Valuation point	12:00
Fund type	ICVC
Launch price	-
Fund currency	Pound Sterling
Fund domicile	United Kingdom
ISA allowable	Yes
SIPP allowable	Yes

Dealing

Minimum Investment	£500000
Minimum Top Up	£1000
Minimum Regular Saving	-
Settlement Period: Buy	4 days
Settlement Period: Sell	4 days
Pricing Basis	Forward
Dealing Decimals	3

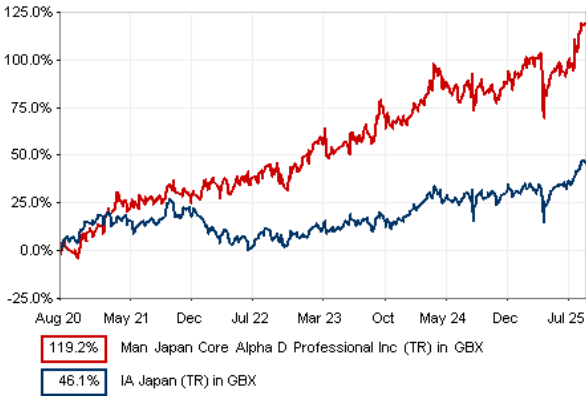
Distribution Dates

Ex dividend date(s)	Income payment date(s)
01 June	31 July

Aims

The objective of the Fund is to achieve capital growth through investing in the quoted securities of companies operating in Japan.

Performance




Discrete performance - to last month end

	31/08/20 to 31/08/21	31/08/21 to 31/08/22	31/08/22 to 31/08/23	31/08/23 to 31/08/24	31/08/24 to 31/08/25
Fund	27.9%	13.5%	12.4%	14.8%	17.0%
Sector	18.3%	-6.6%	4.4%	13.7%	11.4%
Rank	12/92	1/95	24/98	57/99	19/102
Quartile	1	1	1	3	1

Annualised performance

	3 Years to 31/08/25	5 Years to 31/08/25	10 Years to 31/08/25
Fund	14.7%	17.0%	9.6%
Sector	9.7%	7.9%	8.6%
Rank	27/98	4/92	13/71
Quartile	2	1	1

Fund Managers



Name:	Emily Badger	Stephen Harget	Jeff Atherton	Adrian Edwards
Manager for:	2 years, 8 months	2 years, 8 months	14 years, 6 months	11 years, 2 months

Ratings

FE Crown



Group Details

Group name	Man Group
Group address	Riverbank House 2 Swan Lane London EC4R 3AD
Group telephone	020 7144 1000
Dealing telephone	-
Email	salesoperations@man.com
Homepage	www.man.com
Fax number	-

Important Information

- Source of portfolio data: Broadridge. Source of performance data: FE fundinfo. We can't predict the future. Past performance isn't a guide to future performance. The figures shown are intended only to demonstrate performance history of the fund, after allowing for the impact of ongoing charges, but take no account of product charges. Ongoing charges may vary in the future and may be higher than they are now. Fund performance is based upon the movement of the daily price and is shown as total return in GBP with income reinvested. The value of your client's investment can go down as well as up and the amount your client gets back may be less than they put in.
- This factsheet is for investment professionals and is for information purposes only. Should you wish to present any of this content to your client, please refer to similar pages on pru.co.uk. You should refer to your client's policy documentation and supporting brochures for fund availability, investment strategy, any product information and charges. Every care has been taken in populating this output, however it must be appreciated that neither Broadridge, Prudential nor their sources guarantee the accuracy, adequacy or completeness of this information or make any warranties regarding results from its usage.


Top 10 Holdings

Name	% Weight	Sector	Country
1 NTT	4.60%	Telecommunications Service Providers	Japan
2 NOMURA HOLDINGS	4.48%	Investment Banking & Brokerage Services	Japan
3 MIZUHO FINANCIAL GROUP	4.21%	Banks	Japan
4 NISSAN MOTOR CO.	3.99%	Automobiles & Parts	Japan
5 MITSUBISHI ESTATE CO.	3.89%	Real Estate Investment & Services	Japan
6 SOFTBANK GROUP CORP.	3.80%	Telecommunications Service Providers	Japan
7 SUMITOMO MITSUI TRUST GROUP	3.62%	Banks	Japan
8 HONDA MOTOR CO.	3.62%	Automobiles & Parts	Japan
9 MITSUI & CO.	3.52%	Industrial Support Services	Japan
10 MITSUBISHI CORPORATION	3.16%	General Industrials	Japan

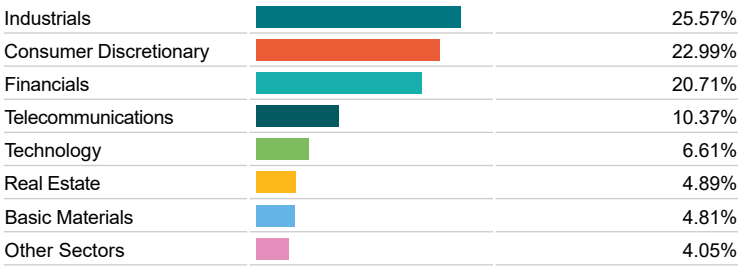
Asset Allocation



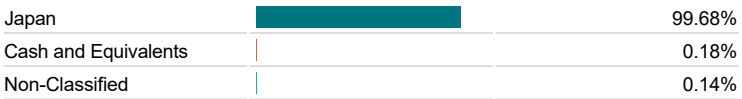
Regional Allocation



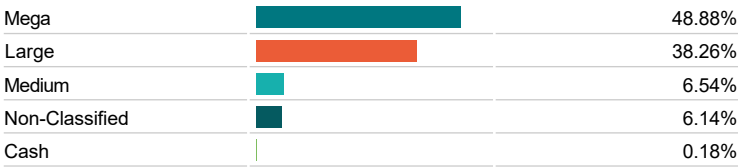
Equity Sector Breakdown



Top Country Breakdown



Breakdown By Market Cap (%)



Important Information

- The Industry Classification Benchmark is a product of FTSE International Limited and has been licensed for use.
- "Prudential" is a trading name of The Prudential Assurance Company Limited, which is registered in England and Wales. Registered office at 10 Fenchurch Avenue, London EC3M 5AG. Registered number 15454. Authorised by the Prudential Regulation Authority and regulated by the Financial Conduct Authority and the Prudential Regulation Authority.