

Benchmark

Benchmark	FTSE 4 Good UK
Benchmark Category	-
IA Sector	UK Equity Income

Identification Codes

Sedol Code	B40TGH3
Mex Code	RWJWDR
Isin Code	GB00B40TGH32
Citi Code	09PM

Fund Overview

Mid (09/04/2026)	177.58p
Historic yield	3.91%
Fund size (28/02/2026)	£141.15m
Number of holdings	268
Ongoing Charges	0.86%
Launch date	17/09/2012

Fund Charges

Entry Charge	0.00%
Ongoing Charges	0.86%

Fund Background

Valuation frequency	Daily
Valuation point	12:00
Fund type	Unit Trust
Launch price	£0.50
Fund currency	Pound Sterling
Fund domicile	United Kingdom
ISA allowable	Yes
SIPP allowable	Yes

Dealing

Minimum Investment	£5000000
Minimum Top Up	£50000
Minimum Regular Saving	-
Settlement Period: Buy	3 days
Settlement Period: Sell	3 days
Pricing Basis	Forward
Dealing Decimals	2

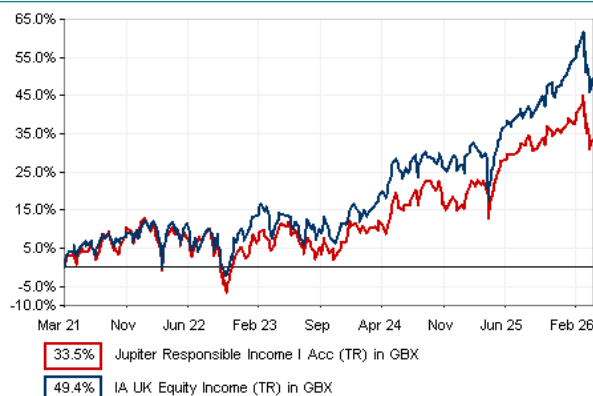
Distribution Dates

Ex dividend date(s)	Income payment date(s)
01 April	31 May
01 October	30 November

Aims

The objective of the Fund is to provide income together with capital growth in order to achieve a return, net of fees, higher than that provided by the FTSE4Good UK Index over the long term (at least five years).

Performance



Discrete performance - to last month end

	31/03/21 to 31/03/22	31/03/22 to 31/03/23	31/03/23 to 31/03/24	31/03/24 to 31/03/25	31/03/25 to 31/03/26
Fund	9.4%	-1.4%	4.5%	8.0%	9.6%
Sector	10.8%	0.2%	7.6%	7.4%	16.3%
Rank	43/63	47/64	54/64	36/64	54/65
Quartile	3	3	4	3	4

Annualised performance

	Annualised		
	3 Years to 31/03/26	5 Years to 31/03/26	10 Years to 31/03/26
Fund	7.4%	5.9%	5.4%
Sector	10.4%	8.4%	6.5%
Rank	54/64	51/63	46/55
Quartile	4	4	4

Fund Managers



Name: James Moir
Manager for: 4 years, 4 months

Ratings

FE Crown



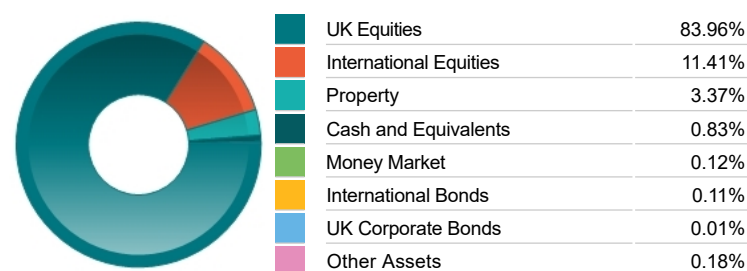
Group Details

Group name	Jupiter Unit Trust Managers Limited
Group address	The Zig Zag Building, 70 Victoria Street, London, SW1E 6SQ
Group telephone	020 3817 1063
Dealing telephone	0800 561 4000
Email	intermediary-sales-support@jupiteram.com
Homepage	www.jupiteram.com
Fax number	0800 561 4001

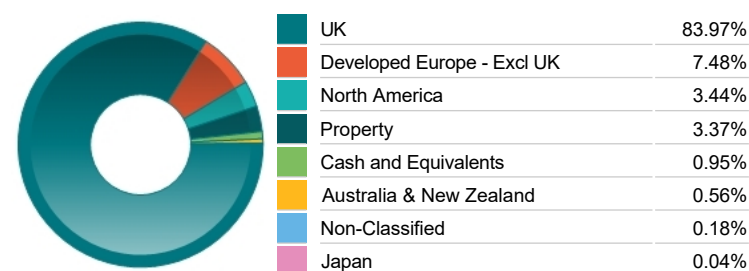
Top 10 Holdings

Name	% Weight	Sector	Country
1 ASTRAZENECA	7.55%	Pharmaceuticals & Biotechnology	United Kingdom
2 UNILEVER	5.36%	Personal Care, Drug & Grocery Stores	United Kingdom
3 NATIONAL GRID	4.13%	Gas, Water & Multi-utilities	United Kingdom
4 SSE	3.81%	Electricity	United Kingdom
5 PRUDENTIAL PUBLIC LIMITED COMPANY	3.75%	Life Insurance	United Kingdom
6 RECKITT BENCKISER GROUP	3.68%	Personal Care, Drug & Grocery Stores	United Kingdom
7 STANDARD LIFE	3.02%	Life Insurance	United Kingdom
8 LLOYDS BANKING GROUP	3.01%	Banks	United Kingdom
9 LEGAL & GENERAL GROUP	3.00%	Life Insurance	United Kingdom
10 COMPASS GROUP	2.62%	Consumer Services	United Kingdom

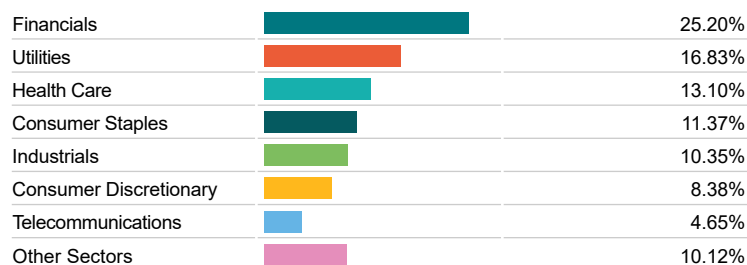
Asset Allocation



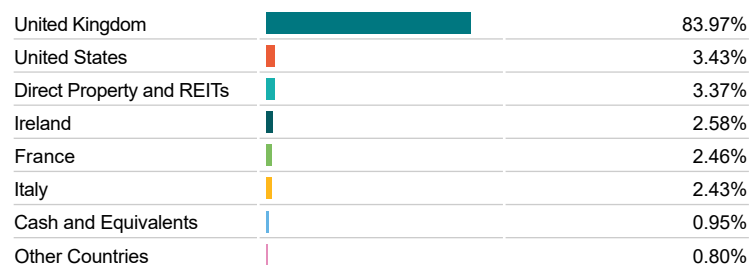
Regional Allocation



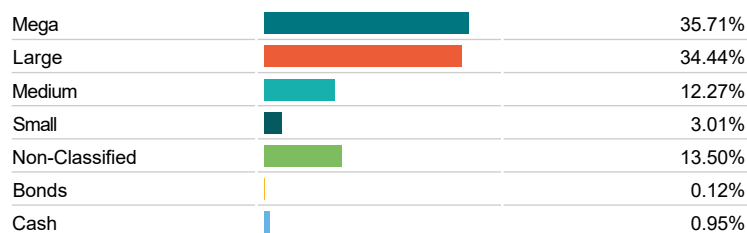
Equity Sector Breakdown



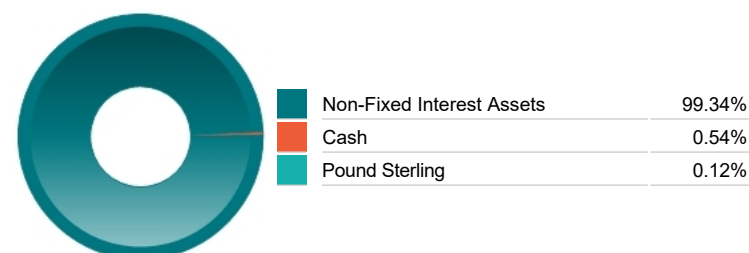
Top Country Breakdown



Breakdown By Market Cap (%)



Fixed Interest Currencies



Important Information

- The Industry Classification Benchmark is a product of FTSE International Limited and has been licensed for use.
- "Prudential" is a trading name of The Prudential Assurance Company Limited, which is registered in England and Wales. Registered office at 10 Fenchurch Avenue, London EC3M 5AG. Registered number 15454. Authorised by the Prudential Regulation Authority and regulated by the Financial Conduct Authority and the Prudential Regulation Authority.