

Benchmark

Benchmark	S&P 500 in GBP
Benchmark Category	-
IA Sector	North America

Identification Codes

Sedol Code	B75LZK1
Mex Code	GLRNSA
Isin Code	GB00B75LZK14
Citi Code	OPDD

Fund Overview

Mid (13/06/2022)	£21.92
Historic yield	-
Fund size (30/04/2022)	£51.91m
Number of holdings	41
Ongoing Charges	1.00%
Launch date	10/11/2011

Fund Charges

Entry Charge	0.00%
Ongoing Charges	1.00%

Fund Background

Valuation frequency	Daily
Valuation point	-
Fund type	ICVC
Launch price	£0.97
Fund currency	Pound Sterling
Fund domicile	United Kingdom
ISA allowable	Yes
SIPP allowable	Yes

Dealing

Minimum Investment	£12000000
Minimum Top Up	£3000000
Minimum Regular Saving	-
Settlement Period: Buy	4 days
Settlement Period: Sell	4 days
Pricing Basis	Forward
Dealing Decimals	2

Distribution Dates

Ex dividend date(s)	Income payment date(s)
02 January	22 February

Aims

Capital appreciation; investment in quoted securities in the USA and Canada.

Performance

No data available! Please enter a valid code!

Fund Managers



Name: Kevin Kruczynski  
Manager for: 4 years, 5 months

Ratings

FE Crown 

Group Details

Group name	GAM
Group address	20 King Street London SW1Y 6QY
Group telephone	020 7493 9990
Dealing telephone	-
Email	info@gam.com
Homepage	www.gam.com
Fax number	020 7493 0715


Important Information

- Source of portfolio data: Broadridge. Source of performance data: FE fundinfo. We can't predict the future. Past performance isn't a guide to future performance. The figures shown are intended only to demonstrate performance history of the fund, after allowing for the impact of ongoing charges, but take no account of product charges. Ongoing charges may vary in the future and may be higher than they are now. Fund performance is based upon the movement of the daily price and is shown as total return in GBP with income reinvested. The value of your client's investment can go down as well as up and the amount your client gets back may be less than they put in.
- This factsheet is for investment professionals and is for information purposes only. Should you wish to present any of this content to your client, please refer to similar pages on pru.co.uk. You should refer to your client's policy documentation and supporting brochures for fund availability, investment strategy, any product information and charges. Every care has been taken in populating this output, however it must be appreciated that neither Broadridge, Prudential nor their sources guarantee the accuracy, adequacy or completeness of this information or make any warranties regarding results from its usage.

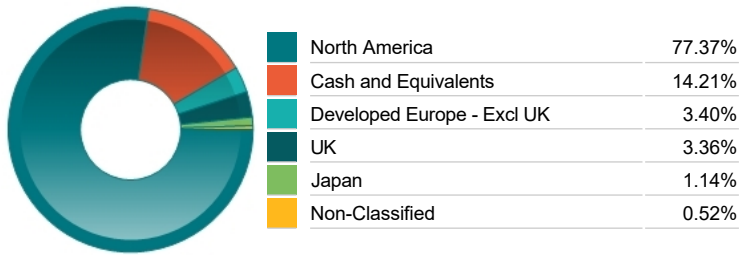
Top 10 Holdings

Name	% Weight	Sector	Country
1 MICROSOFT CORP	7.26%	Software & Computer Services	United States
2 ALPHABET INC	6.14%	Software & Computer Services	United States
3 PTC INC	4.20%	Software & Computer Services	United States
4 EXPEDIA GRP INC	4.08%	Travel & Leisure	United States
5 AKAMAI TECHNOLOGIES	3.87%	Software & Computer Services	United States
6 INTUITIVE SURGICAL INC	3.50%	Medical Equipment & Services	United States
7 SEAGATE TECHNOLOGY HLDGS	3.40%	Technology Hardware & Equipment	Ireland
8 SENSATA TECHNOLOGIES HOLDING	3.36%	Electronic & Electrical Equipment	United Kingdom
9 MCDONALD'S CORPORATION	3.16%	Travel & Leisure	United States
10 MARVELL TECHNOLOGY INC	2.81%	Technology Hardware & Equipment	United States

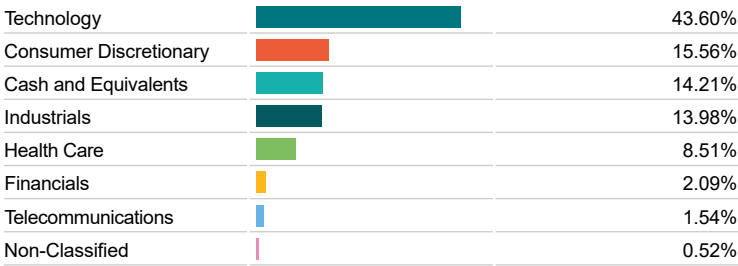
Asset Allocation



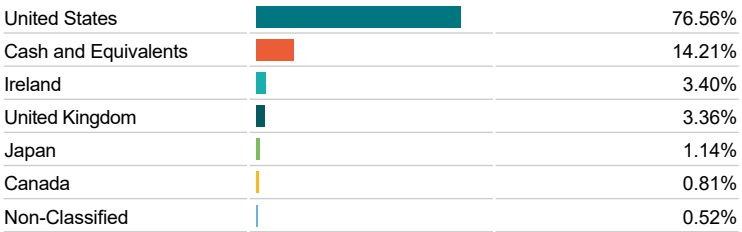
Regional Allocation



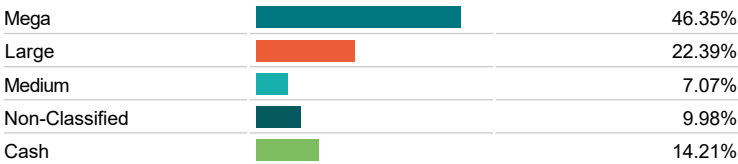
Equity Sector Breakdown



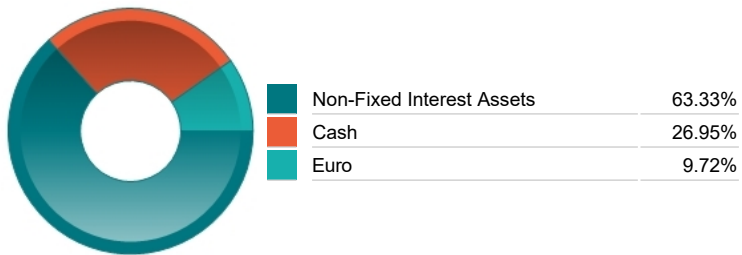
Top Country Breakdown



Breakdown By Market Cap (%)



Fixed Interest Currencies



Important Information

- The Industry Classification Benchmark is a product of FTSE International Limited and has been licensed for use.
- "Prudential" is a trading name of The Prudential Assurance Company Limited, which is registered in England and Wales. Registered office at 10 Fenchurch Avenue, London EC3M 5AG. Registered number 15454. Authorised by the Prudential Regulation Authority and regulated by the Financial Conduct Authority and the Prudential Regulation Authority.