

Benchmark

Benchmark	MSCI AC World Net Return (MSCI World Net Return pre 01/01/2011)
Benchmark Category	-
IA Sector	Global

Identification Codes

Sedol Code	B01VDL3
Mex Code	YFGEI
Isin Code	GB00B01VDL32
Citi Code	IE54

Fund Overview

Mid (01/08/2025)	4162.61p
Historic yield	0.34%
Fund size (31/03/2025)	£228.45m
Number of holdings	34
Ongoing Charges	0.85%
Launch date	27/03/2001

Fund Charges

Entry Charge	0.00%
Ongoing Charges	0.85%

Fund Background

Valuation frequency	Daily
Valuation point	-
Fund type	OEIC
Launch price	-
Fund currency	Pound Sterling
Fund domicile	United Kingdom
ISA allowable	No
SIPP allowable	Yes

Dealing

Minimum Investment	£1000000
Minimum Top Up	£250000
Minimum Regular Saving	-
Settlement Period: Buy	3 days
Settlement Period: Sell	3 days
Pricing Basis	Forward
Dealing Decimals	3

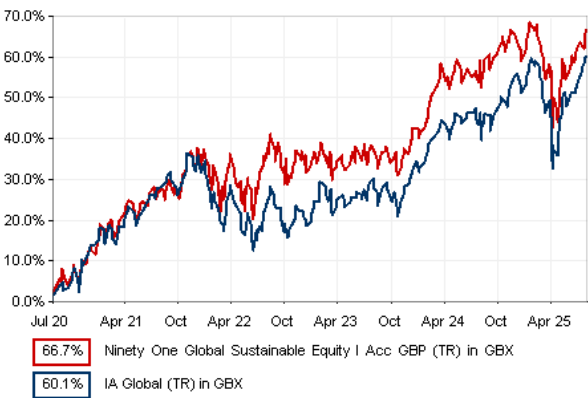
Distribution Dates

Ex dividend date(s)	Income payment date(s)
01 March	30 April

Aims

The Fund aims to provide capital growth (to grow the value of the investment) and income over at least 5 years.

Performance




Discrete performance - to last month end

	31/07/20 to 31/07/21	31/07/21 to 31/07/22	31/07/22 to 31/07/23	31/07/23 to 31/07/24	31/07/24 to 31/07/25
Fund	26.3%	8.1%	0.7%	14.6%	5.8%
Sector	26.8%	-2.9%	5.5%	12.6%	9.4%
Rank	290/422	23/460	428/499	241/523	403/543
Quartile	3	1	4	2	3


Annualised performance

	3 Years to 31/07/25	5 Years to 31/07/25	10 Years to 31/07/25
Fund	6.9%	10.8%	10.0%
Sector	9.1%	9.9%	9.9%
Rank	375/498	197/423	125/259
Quartile	4	2	2

Fund Managers



Name:	Rhynhardt Roodt	Christine Baalham	Miles Hamilton	Jonathan Parker	Stephanie Niven
Manager for:	8 years, 4 months	6 years, 1 months	1 years, 9 months	8 years, 4 months	3 years, 4 months



Global 4Factor Team	James Hand
21 years, 2 months	21 years, 2 months

Ratings

FE Crown



Group Details

Group name	Ninety One
Group address	55 Gresham Street London EC2V 7QP
Group telephone	+44 (0) 203 938 1900
Dealing telephone	+44 (0) 203 938 1900
Email	enquiries@ninetyone.com
Homepage	https://ninetyone.com/en/united-kingdom
Fax number	+44 (0) 203 938 1900


Important Information

- Source of portfolio data: Broadridge. Source of performance data: FE fundinfo. We can't predict the future. Past performance isn't a guide to future performance. The figures shown are intended only to demonstrate performance history of the fund, after allowing for the impact of ongoing charges, but take no account of product charges. Ongoing charges may vary in the future and may be higher than they are now. Fund performance is based upon the movement of the daily price and is shown as total return in GBP with income reinvested. The value of your client's investment can go down as well as up and the amount your client gets back may be less than they put in.
- This factsheet is for investment professionals and is for information purposes only. Should you wish to present any of this content to your client, please refer to similar pages on pru.co.uk. You should refer to your client's policy documentation and supporting brochures for fund availability, investment strategy, any product information and charges. Every care has been taken in populating this output, however it must be appreciated that neither Broadridge, Prudential nor their sources guarantee the accuracy, adequacy or completeness of this information or make any warranties regarding results from its usage.

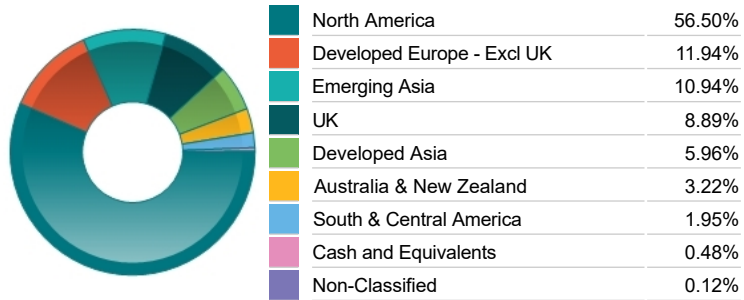
Top 10 Holdings

Name	% Weight	Sector	Country
1 INTACT FINANCIAL CORPORATION	6.22%	Non-life Insurance	Canada
2 TAIWAN SEMICONDUCTOR MANUFACTURING COMPANY LIMITED	5.96%	Technology Hardware & Equipment	Taiwan
3 AON	5.69%	Non-life Insurance	Ireland
4 VISA	4.59%	Industrial Support Services	United States
5 MASTERCARD INCORPORATED	4.29%	Industrial Support Services	United States
6 ELEVANCE HEALTH	4.11%	Health Care Providers	United States
7 UNITEDHEALTH GROUP INCORPORATED	4.02%	Health Care Providers	United States
8 EDWARDS LIFESCIENCES CORP	3.90%	Medical Equipment & Services	United States
9 YADEA GROUP HLDGS LTD	3.68%	Leisure Goods	Hong Kong
10 THERMO FISHER SCIENTIFIC	3.66%	Medical Equipment & Services	United States

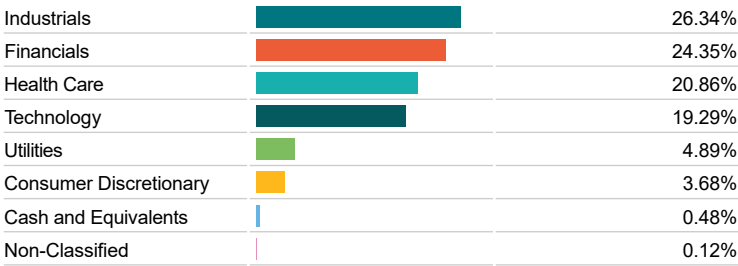
Asset Allocation



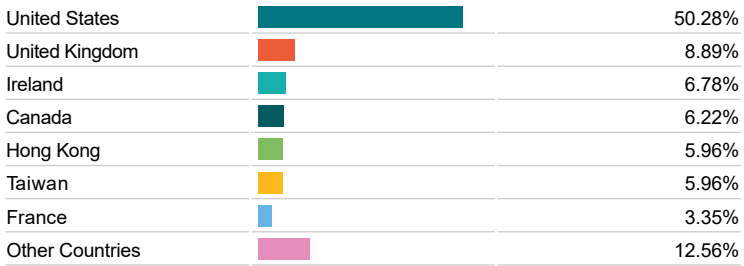
Regional Allocation



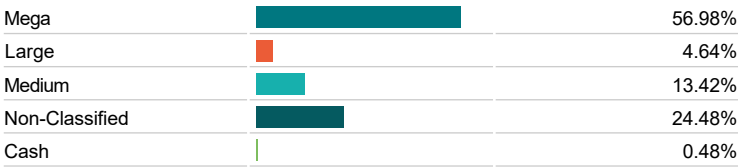
Equity Sector Breakdown



Top Country Breakdown



Breakdown By Market Cap (%)



Fixed Interest Currencies



Important Information

- The Industry Classification Benchmark is a product of FTSE International Limited and has been licensed for use.
- "Prudential" is a trading name of The Prudential Assurance Company Limited, which is registered in England and Wales. Registered office at 10 Fenchurch Avenue, London EC3M 5AG. Registered number 15454. Authorised by the Prudential Regulation Authority and regulated by the Financial Conduct Authority and the Prudential Regulation Authority.