

## Benchmark

|                    |   |
|--------------------|---|
| Benchmark          | Markit iBoxx EUR Corporates 1-3 year Index (GBP Hedged) |
| Benchmark Category | Target  |
| IA Sector          | £ Corporate Bond  |

## Identification Codes

|            |              |
|------------|--------------|
| Sedol Code | BK7XXW4      |
| Mex Code   | -            |
| Isin Code  | GB00BK7XXW47 |
| Citi Code  | QGNT         |

## Fund Overview

|                        |            |
|------------------------|------------|
| Mid (16/05/2024)       | 99.77p     |
| Distribution yield     | 5.12%      |
| Underlying yield       | 4.97%      |
| Fund size (31/03/2024) | £369.08m   |
| Number of holdings     | 218        |
| Ongoing Charges        | 0.15%      |
| Launch date            | 29/01/1993 |

## Fund Charges

|                 |       |
|-----------------|-------|
| Entry Charge    | 0.00% |
| Ongoing Charges | 0.15% |

## Fund Background

|                     |                |
|---------------------|----------------|
| Valuation frequency | Daily          |
| Valuation point     | 12:00          |
| Fund type           | OEIC           |
| Launch price        | £0.25          |
| Fund currency       | Pound Sterling |
| Fund domicile       | United Kingdom |
| ISA allowable       | Yes            |
| SIPP allowable      | Yes            |

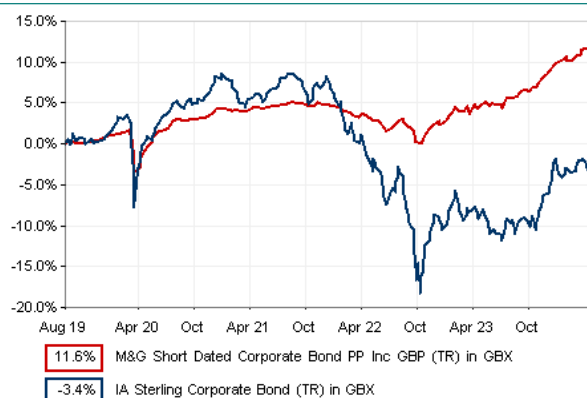
## Dealing

|                         |      |
|-------------------------|------|
| Minimum Investment      | -    |
| Minimum Top Up          | -    |
| Minimum Regular Saving  | -    |
| Settlement Period: Buy  | -    |
| Settlement Period: Sell | -    |
| Pricing Basis           | None |
| Dealing Decimals        | -    |

## Aims

The Fund aims to provide a higher total return (the combination of capital growth and income), net of the Ongoing Charge Figure, than that of the Markit iBoxx EUR Corporates 1-3 year Index (GBP Hedged) over any five-year period.

## Performance



## Discrete performance - to last month end

|          | 30/04/19<br>to<br>30/04/20 | 30/04/20<br>to<br>30/04/21 | 30/04/21<br>to<br>30/04/22 | 30/04/22<br>to<br>30/04/23 | 30/04/23<br>to<br>30/04/24 |
|----------|----------------------------|----------------------------|----------------------------|----------------------------|----------------------------|
| Fund     | n/a                        | 4.8%                       | -1.2%                      | 1.6%                       | 6.5%                       |
| Sector   | 5.3%                       | 4.9%                       | -7.3%                      | -6.6%                      | 5.5%                       |
| Rank     | 77/85                      | 43/90                      | 1/90                       | 1/93                       | 26/95                      |
| Quartile | 4                          | 2                          | 1                          | 1                          | 2                          |

## Annualised performance

|          | Annualised             |                        |                         |
|----------|------------------------|------------------------|-------------------------|
|          | 3 Years to<br>30/04/24 | 5 Years to<br>30/04/24 | 10 Years to<br>30/04/24 |
| Fund     | 2.3%                   | n/a                    | n/a                     |
| Sector   | -3.0%                  | 0.2%                   | 2.3%                    |
| Rank     | 1/90                   | 1/85                   | n/a                     |
| Quartile | 1                      | 1                      | n/a                     |

## Fund Managers



Name: Matthew Russell  
 Manager for: 10 years, 8 months

## Ratings

FE Crown



## Group Details

|                   |  |
|-------------------|--|
| Group name        | M&G Investments                                    |
| Group address     | 10 Fenchurch Avenue London EC3M 5AG United Kingdom |
| Group telephone   | 0800 390 390                                       |
| Dealing telephone | 0800 328 3196                                      |
| Email             | info@mandg.co.uk                                   |
| Homepage          | www.mandg.co.uk                                    |
| Fax number        | -  |

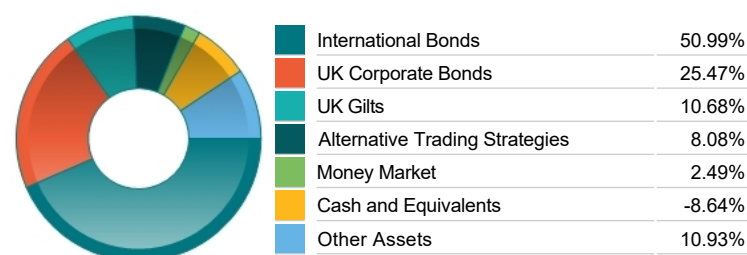
## Important Information

- Source of portfolio data: Broadridge. Source of performance data: FE fundinfo. We can't predict the future. Past performance isn't a guide to future performance. The figures shown are intended only to demonstrate performance history of the fund, after allowing for the impact of ongoing charges, but take no account of product charges. Ongoing charges may vary in the future and may be higher than they are now. Fund performance is based upon the movement of the daily price and is shown as total return in GBP with income reinvested. The value of your client's investment can go down as well as up and the amount your client gets back may be less than they put in.
- This factsheet is for investment professionals and is for information purposes only. Should you wish to present any of this content to your client, please refer to similar pages on pru.co.uk. You should refer to your client's policy documentation and supporting brochures for fund availability, investment strategy, any product information and charges. Every care has been taken in populating this output, however it must be appreciated that neither Broadridge, Prudential nor their sources guarantee the accuracy, adequacy or completeness of this information or make any warranties regarding results from its usage.

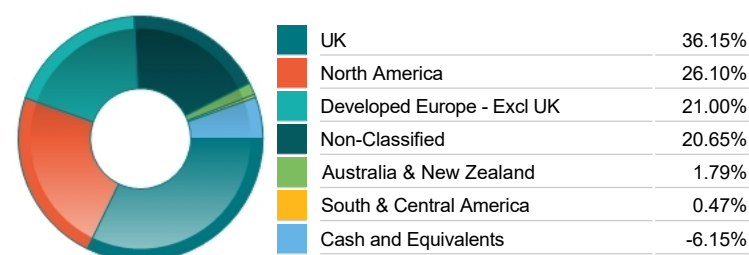
## Top 10 Holdings

| Name   | % Weight | Sector         | Country        |
|--|----------|----------------|----------------|
| 1 3½% Treasury Gilt 2025                               | 10.68%   | Bonds          | United Kingdom |
| 2 TORONTO-DOMINION BANK/THE 12/06/2028                 | 2.27%    | Bonds          | Canada         |
| 3 CLYDESDALE BANK PLC 22/09/2028                       | 2.27%    | Bonds          | United Kingdom |
| 4 JPMORGAN CHASE & CO 15/10/2025                       | 1.28%    | Bonds          | United States  |
| 5 TSB BANK PLC 14/02/2027                              | 1.27%    | Bonds          | United Kingdom |
| 6 CANADIAN IMPERIAL BANK OF COMMERCE 30/06/2025        | 1.26%    | Bonds          | Canada         |
| 7 SKIPTON BUILDING SOCIETY 22/06/2028                  | 1.26%    | Non-Classified | Non-Classified |
| 8 BANQUE FEDERATIVE DU CREDIT MUTUEL 4.875% 25/09/2025 | 1.23%    | Bonds          | France         |
| 9 ROYAL BANK OF CANADA 18/01/2028                      | 1.22%    | Bonds          | Canada         |
| 10 MARKS AND SPENCER PLC 3.75% 19/05/2026              | 1.20%    | Bonds          | United Kingdom |


## Asset Allocation



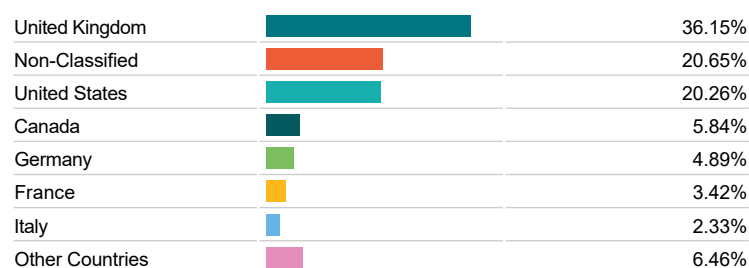
## Regional Allocation



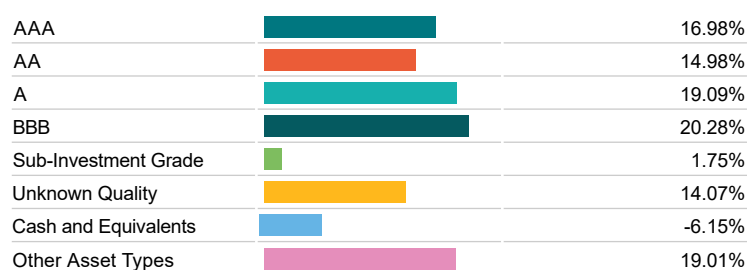
## Bond Sector Breakdown



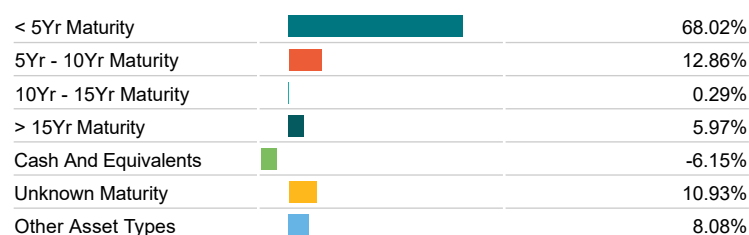
## Top Country Breakdown



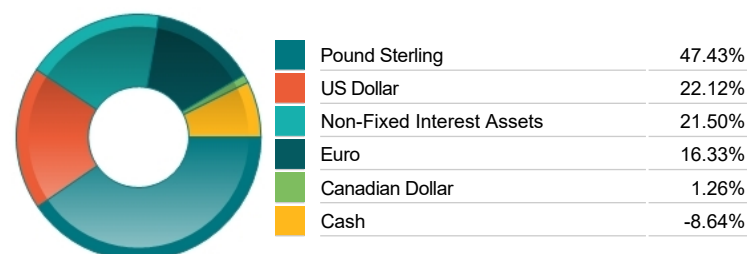
## Fixed Interest Quality Profile



## Fixed Interest Maturity Profile



## Fixed Interest Currencies



## Important Information

- The Industry Classification Benchmark is a product of FTSE International Limited and has been licensed for use. "Prudential" is a trading name of The Prudential Assurance Company Limited, which is registered in England and Wales. Registered office at 10 Fenchurch Avenue, London EC3M 5AG. Registered number 15454. Authorised by the Prudential Regulation Authority and regulated by the Financial Conduct Authority and the Prudential Regulation Authority.